

Hamilton Community Transportation Safety Plan



Safety Oversight Committee Meeting No. 4

January 19, 2011

Overview

- ◆ **Welcome / Introductions**
- ◆ **Safety Summit Summary**
- ◆ **Potential Strategies/Programs to Consider**
- ◆ **Next Steps**

“Preserve and enhance the quality of life by improving transportation safety for all users.”

Safety Summit

- ◆ Eleven members of the public attended
- ◆ Four members of SOC attended
- ◆ Reviewed existing strategies/programs in the community
- ◆ Brainstormed new strategies/programs to consider

Community Transportation Safety Plan Process

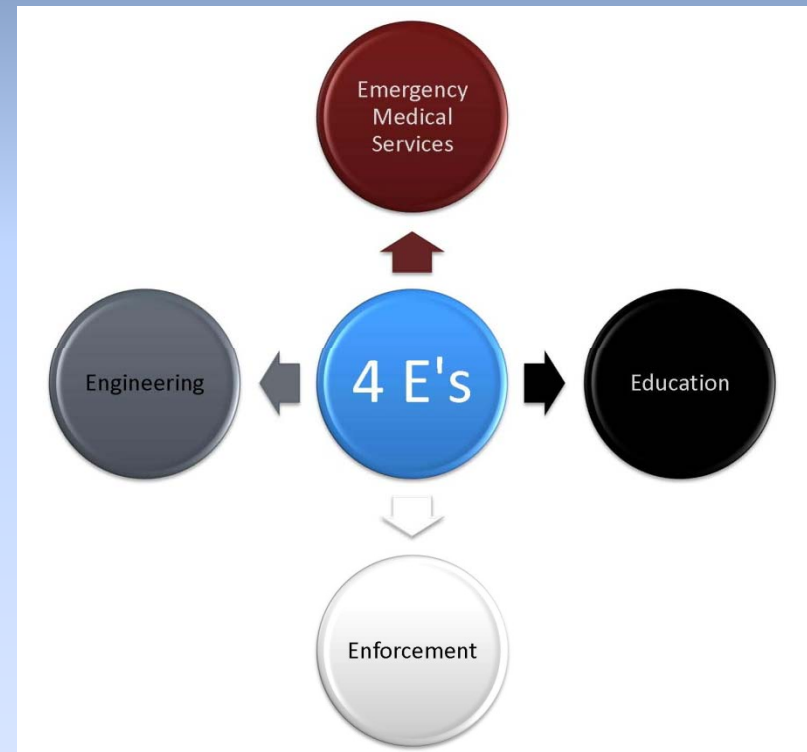
- ◆ Establish the Transportation Safety Oversight Committee (SOC)
- ◆ Review available data; identify additional data needs
- ◆ Identify Safety Emphasis Areas
- ◆ Develop mission statement, goals, and measurable objectives
- ◆ Hold the Transportation Safety Summit
- ◆ Determine strategies and action steps
- ◆ Identify lead agencies to facilitate implementation
- ◆ Approve and submit final plan to City of Hamilton for adoption
- ◆ Support implementation of the Community Transportation Safety Plan (CTSP)



We are Here

Identification of Strategies

- Consider the 4Es
- How can we maximize resources?
- How can we best work together and coordinate efforts?



Selecting Strategies

- **Consider what is already being done – What can be done better? We don't need to reinvent the wheel.**
- **Review the data – What is it telling you?**
- **What strategies are working elsewhere?**
- **What will work in *Hamilton*?**
- **What steps are necessary to implement the strategy?**
- **How will success be determined?**

Selection of Strategies

- **Feasibility is key**
 - What can realistically be accomplish over the next 1 to 5 years?
 - Are there enough resources (money, staff, materials) and tools? Can we afford it? Is there money available through grants etc.?
 - Do we have the necessary technical expertise?
 - Is there stakeholder support?
 - Is there public support?
 - Will it have an impact?

Selection of Strategies (cont.)

- **Potential Strategies Derived From:**
 - *Countermeasures That Work: A Highway Safety Countermeasure Guide For State Highway Safety Offices*

Emphasis Areas Identified

◆ Vulnerable Users

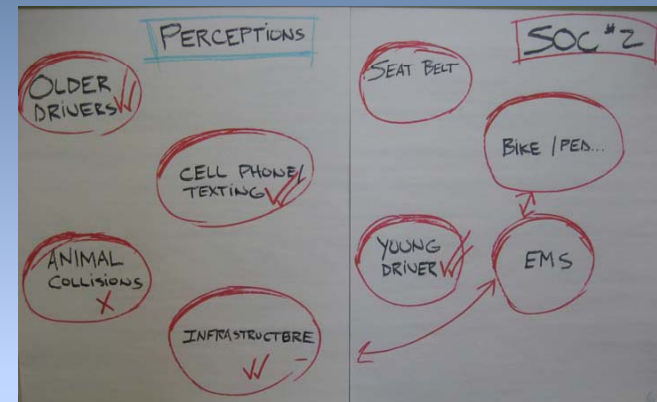
- Older drivers
- New/younger drivers
- Bicyclists and pedestrians

◆ User Behavior

- Safety device usage
- Alcohol/drug impaired
- Distracted driving

◆ Emergency Medical Services

◆ Problem Locations and Infrastructure



Emphasis Area 1: Vulnerable Drivers (Existing Strategies)

OLDER DRIVERS
Transit Services
Senior Center
Council on Aging
AARP Older Driver Training (55 Alive)
Veterans Bus Service

YOUNGER DRIVERS
High School SRO Visits
YOUR CHOICE Program (offered once a year)
HSD Drivers Education (offered four times a year)
Graduated Drivers Licensing (GDL)

BICYCLISTS AND PEDESTRIANS
Bike Rodeo 2 nd thru 5 th Grades (once a year)
Bike Officer Visits with Youth
Bicycle Helmet Giveaways
SRTS Project on State Street
Walk to School Day
Outreach – School Newsletters
Designated Daly Avenue “Drop-Off/Pick-Up” Parent Instruction
Speed Trailer

Vulnerable Drivers

◆ Older Drivers

- Older Driver crashes spread evenly during the week (maybe due to daily errands?)
 - *Increased transit or other alternative modes of travel might help address this.*
- Older Driver crashes seem to be highest during the community peak travel time during the noon hour
 - *Illustrating an inability to interact well with higher traffic volume. Education on peak hours, interacting with traffic, improving motor skills and reaction times and available transit might help address this.*

Vulnerable Drivers

◆ Young Drivers

- July and August highest number of crashes involving young drivers
- 76 % of all crashes occurred under dry road conditions on clear or cloudy days
- Fridays see largest number of crashes involving young drivers, followed by Wednesdays
- Highest occurrence is from noon-5 PM

Emphasis Area 1: Vulnerable Drivers (Potential Strategies)

OLDER DRIVERS

Formal Courses for Older Drivers

General Communications and Education

Referring Older Drivers to Licensing Agencies

License Screening and Testing

Law Enforcement Responsibilities

Medical Conditions and Medications



YOUNGER DRIVERS

Graduated Driver's Licensing (GDL)

Pre-Licensure Driver's Education

Parental Role in Teaching and Managing Young Drivers



BICYCLES AND PEDESTRIANS

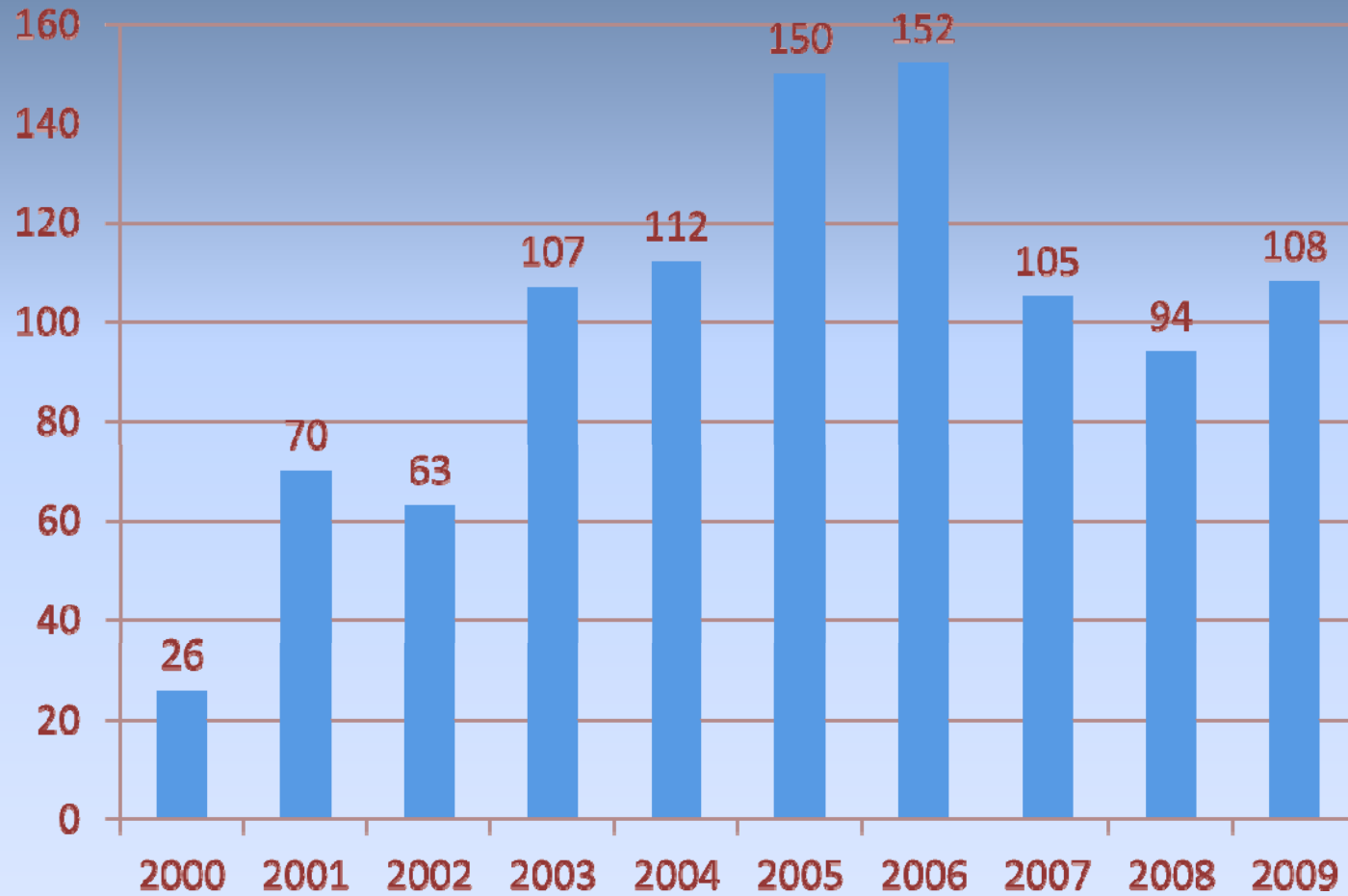
Operation Lifesaver

Hamilton Non-Motorized Transportation Plan

Focused Outreach to Varied Users

User Behavior

DUI Arrests in Hamilton, 2000-2009



Data: Hamilton Police Dept. 2009 Annual Report

Emphasis Area 2: User Behavior (Existing Strategies)

ALCOHOL AND DRUG IMPAIRED DRIVING
Ravalli DUI Task Force
Safety Days (Vision Goggles)
Driver's Education
Ravalli County Prevention Coalition
R.A.S.S. Training
Ride Home Program
Selective Traffic Enforcement Programs (STEP)

SAFETY DEVICE USAGE
Newspaper / Radio Outreach
Traffic Stop Education
Selective Monitoring (Depends on Resource Availability)
Drivers Education Curriculum
Car Seat Fitting (Marcus Daly)
Car Seat Check in Missoula before Discharge of Newborns
Buckle-up Montana

Emphasis Area 2: User Behavior (Potential Strategies)

ALCOHOL AND DRUG IMPAIRED DRIVING
Saturation Patrols
Court Monitoring
DUI Court
Alcohol Screening and Brief Interventions
Mass Media Campaign
Responsible Alcohol Sales & Service (RASS)
Alternative Transportation
Designated Drivers
Zero-Tolerance Law Enforcement of Underage Drinking
Minimum Drinking Age Law Enforcement

ALCOHOL AND DRUG IMPAIRED DRIVING
Social Host Ordinance
Bar Patrols
Youth Programs
School Education Programs
DUI Task Force
Law Enforcement Training
Law Enforcement Equipment
Alcohol Policies for Community Events



Emphasis Area 2: User Behavior (Potential Strategies)


SAFETY DEVICE USAGE

Short-Term, High Visibility Belt Law Enforcement

Communications and Outreach Supporting Enforcement

Employer and School Programs

Incentive Programs

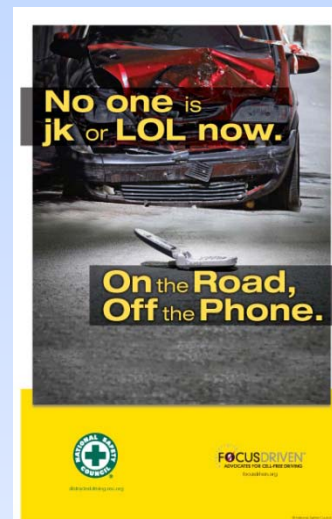


DISTRACTED DRIVING

Laws Prohibiting Use of Handheld Electronic Devices

Communications and Outreach on Distracted Driving

Employer Programs



Emphasis Area 3: EMS (Potential Strategies)

Potential Strategies / Programs

EMS Service Coordination

EMS Communications

EMS Public Education and Information Programs

Emphasis Area 4: Problem Location and Infrastructure (Existing Strategies)

Existing Strategies / Programs
Bulb Outs in Development at 4th and State Street
Fairgrounds Road (sidewalks) & Other Community Sidewalk and Path Projects
SRTS Grant Applications
Signal Upgrades to LED for Visibility
Pedestrian Countdown Timers
Sign Upgrades for Visibility
Re-assess Emergency Routes
Future Non-Motorized Transportation Plan
Road Maintenance Priorities (Schools & Downtown)
New Road Work (1 or 2 projects a year)

Emphasis Area 4: Problem Location and Infrastructure (Potential Strategies)

Potential Strategies / Programs

Implement Projects in Transportation Plan

SRTS Program Development

Community Opticom system

Congestion Issues

Traffic Signal Warrant Studies

Next Steps

- ◆ **Draft Community Transportation Safety Plan(CTSP)**
- ◆ **Present draft to Safety Oversight Committee (SOC)**
- ◆ **Holds Safety Summit No. 2**
- ◆ **Develop Implementation Plan, Update Cycle, Tracking and Reporting Requirements**
- ◆ **Present final plan to City of Hamilton City Council**

Questions

- **See link to Hamilton Community Transportation Safety Plan**
- **<http://www.mdt.mt.gov/pubinvolve/hamiltonsafety/>**
- **See link to Montana Comprehensive Highway Safety Plan**

http://www.mdt.mt.gov/publications/docs/brochures/safety/current_chsp.pdf

CDM Helena, Montana Office

50 West 14th Street, 2nd Floor

Helena, Montana 59601

Tel: 406-441-1400 Fax: 406-449-7725