











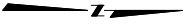












































FEATURE CODE DESCRIPTIONS

	FEATURE	DESCRIPTION		FEATURE	DESCRIPTION
	ARROW	ARROW		16F	SIXTEENTH COR FND
	BOR1	24 X 18 BORDER		16S	SIXTEENTH COR SET
	BOR2	18 X 24 BORDER		16C	SIXTEENTH COR CALC
	BOR3	36 X 24 BORDER		WCF	WITNESS COR FND
	BOR4	24 X 36 BORDER		WCS	WITNESS COR SET
	COS	COS TEMPLATE		MCF	MEANDER COR FND
	NORTH	NORTH ARROW		MCS	MEANDER COR SET
	SCALE FT	SCALE BAR (FEET)		MCC	MEANDER COR CALC
	NQ14F	NORTH 1/4 COR FND		FCC14N	FND 1/4 COR NORTH ONLY
	NQ14A	NORTH 1/4 COR SET		FCC14S	FND 1/4 COR SOUTH ONLY
	NQ14S	NORTH 1/4 COR CALC		FCC14E	FND 1/4 COR EAST ONLY
	EQ14F	EAST 1/4 COR FND		FCC14W	FND 1/4 COR WEST ONLY
	EQ14S	EAST 1/4 COR SET		SCC14N	SET 1/4 COR NORTH ONLY
	EQ14C	EAST 1/4 COR CALC		SCC14S	SET 1/4 COR SOUTH ONLY
	C14F	CENTER 1/4 COR FND		SCC14E	SET 1/4 COR EAST ONLY
	C14S	CENTER 1/4 COR SET		SCC14W	SET 1/4 COR WEST ONLY
	C14C	CENTER 1/4 COR CALC		CCC14N	CALC 1/4 COR NORTH ONLY NOT SET
	SECF	SECTION COR FND		CCC14S	CALC 1/4 COR SOUTH ONLY NOT SET
	SECS	SECTION COR SET		CCC14E	CALC 1/4 COR EAST ONLY NOT SET
	SECC	SECTION COR CALC		CCC14W	CALC 1/4 COR WEST ONLY NOT SET
	NCCF	CLOSING SEC COR FND NORTH ONLY		RWCONC	CONCRETE R/W MONUMENT FND
	NCCS	CLOSING SEC COR SET NORTH ONLY		RWCONCD	CONCRETE R/W MONUMENT FND DAMAGED
	NCCC	CLOSING SEC COR CALC NORTH ONLY		MDTRW	MDT ALUM CAP SET
	SCCF	CLOSING SEC COR FND SOUTH ONLY		MDTRWF	MDT ALUM CAP FND
	SCCS	CLOSING SEC COR SET SOUTH ONLY		RWRPF	R/W REFERENCE PIN FND
	SCCC	CLOSING SEC COR CALC SOUTH ONLY		RWRPD	R/W REFERENCE PIN FND DAMAGED
				RWRPS	R/W REFERENCE PIN SET
				PPF	FND PIN & CAP
				PPF1	FND PIN & CAP
				PPF2	FND PIN & CAP
				PPF3	FND PIN & CAP

