

Passenger Vehicles (Types 1-4)


Type 1

Motorcycles




Type 2

Passenger Cars



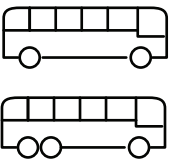
Type 3

2 Axle Four Tire
Single Unit Vehicles



Type 4s


2-3 axle single unit
passenger bus



Single Unit (SU) Trucks (Types 5-7)


Type 5s

2 axle
single
unit




Type 6

3 axle
single
unit



Type 7s


4+ axle
single
unit



Combination Unit (CU) Trucks (Types 8-13)

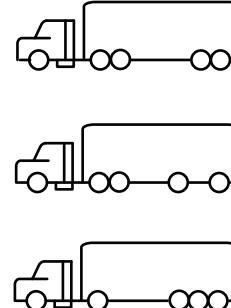
Type 8s

3-4 axle
combination
unit
(single trailer)




Type 9s

5 axle
combination
unit
(single trailer)




Type 10s

6+ axle
combination
unit
(single trailer)



Type 11

5 axle
combination
unit (multiple trailers)



Type 12

6 axle
combination
unit (multiple trailers)



Type 13s

7+ axle
combination
unit
(multiple trailers)

