





Montana Department of Transportation
 PO Box 201001
 Helena, MT 59620-1001

1123 9 SCOTT



Memorandum

To: Distribution

From: Paul Ferry, P.E.
 Highways Engineer 

Date: September 14, 2009

Subject: Type B – Portable Scale Sites
Dimension Revision

MCS has requested that the dimension where the tapers intersect the roadway shoulder on the Type B Portable Scale Site be changed from 300 ft (91.2 m) to 500 ft (152.4 m). See the attached figure. The change is due to the increased lengths of commercial trucks.

MCS has also indicated that the installation of the concrete pad can be optional for the Type B site, with the decision to be made at the district level.

The changes will be made to the Road Design Manual, but the 500-foot length should be used in the interim. If you have questions concerning this, please contact me at 444-6244.

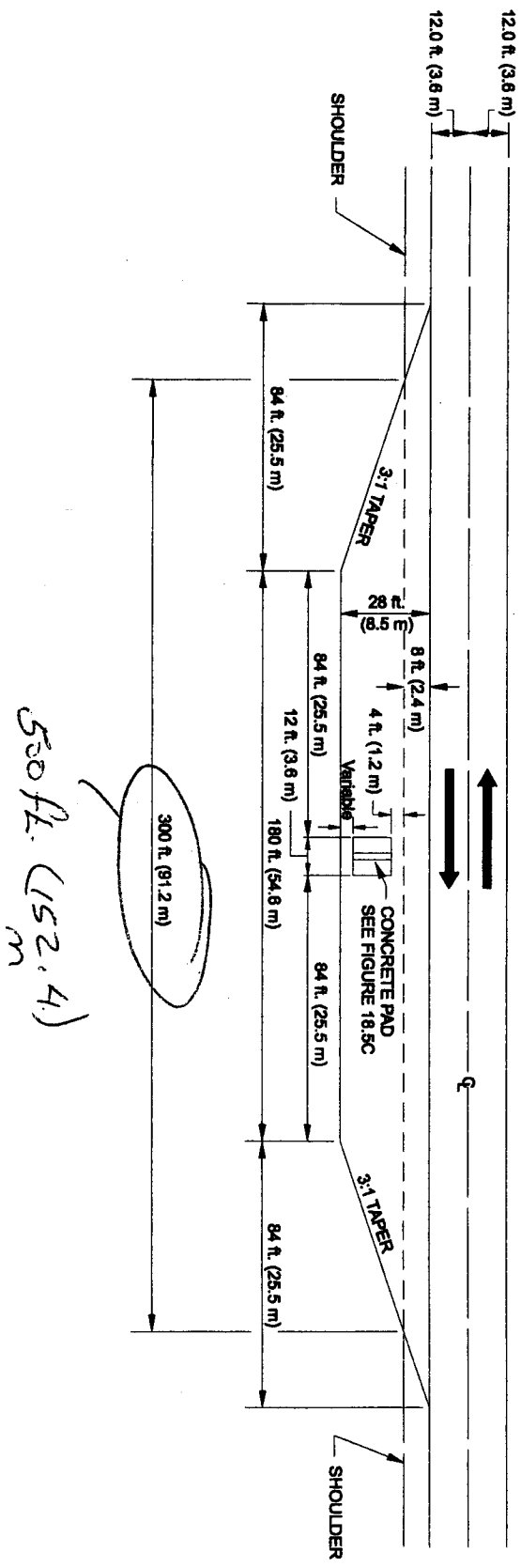
Pf.

Attachment

Distribution:

Lesly Tribelhorn,	Highways Design Engineer	"
Damian Krings,	Road Design Engineer	"
Duane Williams	Traffic & Safety Engineer	"
Tim Conway,	Acting Consultant Design Engineer	"
Suzy Price,	Supervisor – Contract Plans Bureau	"
Jim Frank,	Glendive District Engineering Services Supervisor	"
Gary Neville,	Billings District Engineering Services Supervisor	"
Joe Olsen,	Butte District Engineering Services Supervisor	"
Shane Stack,	Missoula District Engineering Services Supervisor	"
Steve Prinzing,	Great Falls District Engineering Services Supervisor	"
John Cornell,	Road Plans Checker	"
Kevin Farry,	Road Plans Checker	"
Chris Clearman	Contract Plans Bureau	"
Bryan Vieth	Consultant Design Bureau	"
Mark Moberly,	Chief, Enforcement Bureau, MCS Division	"

DOUBLE SIDED



TYPICAL PORTABLE SCALE SITE
(Type "B")

Figure 18.5B