

3/11/2025 Stock ID

For internal use and local agency reference only



52111101- STOP R1-1 18X18
52111102- STOP R1-1 30X30
52111103- STOP R1-1 36X36
52111104- STOP R1-1 48X48
52111106- STOP R1-1 48X48 ROLL-UP



52111201- YIELD R1-2 18X18X18 BIKE PATH
52111202- YIELD R1-2 36X36X36
52111203- YIELD R1-2 48X48X48
52111204- YIELD R1-2 60X60X60



52111301- 3-WAY R1-3 12X6



52111302- 4-WAY R1-3 12X6



52111303- ALL WAY R1-4 6X18



52111401- YIELD HERE TO PEDS LEFT R1-5L 30X30
52111402- YIELD HERE TO PEDS LEFT R1-5L 36X36



52111403- YIELD HERE TO PEDS RIGHT R1-5L 30X30
52111404- YIELD HERE TO PEDS RIGHT R1-5L 36X36



52111405- STOP HERE FOR PEDS LEFT R1-5B 30X30
52111406- STOP HERE FOR PEDS LEFT R1-5B 36X36



52111407- STOP HERE FOR PEDS RIGHT R1-5B 30X30
52111408- STOP HERE FOR PEDS RIGHT R1-5B 36X36



52111501- SPEED LIMIT 25 R2-1 24X30
52111502- SPEED LIMIT 25 R2-1 36X48



52111601- SPEED LIMIT 30 R2-1 24X30
52111602- SPEED LIMIT 30 R2-1 36X48



52111701- SPEED LIMIT 35 R2-1 24X30
52111702- SPEED LIMIT 35 R2-1 36X48
52111703- SPEED LIMIT 35 R2-1 48X60
52111706- SPEED LIMIT 35 ROLL-UP SIGN CHANGEABLE R2-1 36X48

3/11/2025 Stock ID

For internal use and local agency reference only



52111801- SPEED LIMIT 40 R2-1 24X30
52111802- SPEED LIMIT 40 R2-1 36X48
52111803- SPEED LIMIT 40 R2-1 48X60



52111901- SPEED LIMIT 45 R2-1 24X30
52111902- SPEED LIMIT 45 R2-1 36X48
52111903- SPEED LIMIT 45 R2-1 48X60



52112001- SPEED LIMIT 50 R2-1 24X30
52112002- SPEED LIMIT 50 R2-1 36X48
52112003- SPEED LIMIT 50 R2-1 48X60



52112101- SPEED LIMIT 55 R2-1 24X30
52112102- SPEED LIMIT 55 R2-1 36X48
52112103- SPEED LIMIT 55 R2-1 48X60



52112114- SPEED LIMIT 60 R2-1 24X30
52112115- SPEED LIMIT 60 R2-1 36X48
52112116- SPEED LIMIT 60 R2-1 48X60



52112124- SPEED LIMIT 65 R2-1 24X30
52112125- SPEED LIMIT 65 R2-1 36X48
52112126- SPEED LIMIT 65 R2-1 48X60



52112134- SPEED LIMIT 70 R2-1 24X30
52112135- SPEED LIMIT 70 R2-1 36X48
52112136- SPEED LIMIT 70 R2-1 48X60



52112144- SPEED LIMIT 75 R2-1 24X30
52112145- SPEED LIMIT 75 R2-1 36X48
52112146- SPEED LIMIT 75 R2-1 48X60

52112151- ROLL-UP SIGN OVERLAYS VARIABLE SIZE FOR 36X48



52112156- SPEED LIMIT 80 R2-1 48X60



52112205- TRUCKS 65 R2-2 48X36



52112211- TRUCKS 35 R2-2 24X24

3/11/2025 Stock ID

For internal use and local agency reference only



52112252- TRUCKS 70 R2-2 48X36



52112305- NIGHT 55 R2-3A 24X18
52112306- NIGHT 55 R2-3A 36X24




52112307- TRUCK SPEED LIMIT 60 R2-2A 24X30
52112308- TRUCK SPEED LIMIT 60 R2-2A 36X48



52112309- TRUCK SPEED LIMIT 65 R2-2A 24X30
52112310- TRUCK SPEED LIMIT 65 R2-2A 36X48



52112311- NIGHT 65 R2-3A 24X18
52112312- NIGHT 65 R2-3A 36X24



52112325- SPEED LIMIT 70 TRUCK 65 36X48
52112326- SPEED LIMIT 70 TRUCK 65 36X48 ROLL-UP



52112329- SPEED LIMIT XX TRUCKS XX 36X48 ROLL-UP OVERLAYS



52112503- REDUCED SPEED XX 24X30
52112504- REDUCED SPEED XX 36X48



52112701- SPEED CHECKED BY RADAR R2-11 24X30
52112702- SPEED CHECKED BY RADAR R2-11 36X48
52112703- SPEED CHECKED BY RADAR R2-11 48X60



52112807- FINES DOUBLE WHEN WORKERS PRESENT R2-15 24X30
52112808- FINES DOUBLE WHEN WORKERS PRESENT R2-15 36X48
52112809- FINES DOUBLE WHEN WORKERS PRESENT R2-15 48X60
52112908- FINES DOUBLE WHEN WORKERS PRESENT ROLL-UP R2-15 36X48

3/11/2025 Stock ID

For internal use and local agency reference only



52112911- NO RIGHT TURN SYMBOL R3-1 24X24
52112912- NO RIGHT TURN SYMBOL R3-1 36X36



52112914- NO RIGHT TURN R3-1B 36X48



52113011- NO LEFT TURN SYMBOL R3-2 24X24
52113012- NO LEFT TURN SYMBOL R3-2 36X36



52113014- NO LEFT TURN R3-2B 36X48



52113101- NO TURNS R3-3 24X24
52113102- NO TURNS R3-3 36X36



52113211- NO U TURN SYMBOL R3-4 24X24
52113212- NO U TURN SYMBOL R3-4 36X36



52113301- OVER HEAD MOUNTED LEFT TURN ONLY R3-5 30X36



52113302- OVERHEAD MOUNTED STRAIGHT ONLY R3-5 30X36



52113303- OVER HEAD MOUNTED RIGHT TURN ONLY R3-5 30X36



52113411- OVERHEAD MOUNTED STRAIGHT OR LEFT TURN R3-6 30X36



52113412- OVERHEAD MOUNTED STRAIGHT OR RIGHT TURN R3-6 30X36

3/11/2025 Stock ID

For internal use and local agency reference only



52113501- LEFT LANE MUST TURN LEFT R3-7 30X30



52113502- RIGHT LANE MUST TURN RIGHT R3-7 30X30



52113601- DOUBLE LEFT TURN W/ STRAIGHT R3-8 30X36



52113602- DOUBLE RIGHT TURN W/ STRAIGHT R3-8 30X36



52113603- LEFT LANE LEFT ONLY RIGHT LANE STRAIGHT OR RIGHT R3-8A 30X36



52113604- VARIABLE ARROWS R3-8B 48X30



52113605- ONLY R3-8B 48X30



52113701- CENTER LANE LEFT/RIGHTTURN ONLY R3-9 24X30

52113702- CENTER LANE LEFT/RIGHTTURN ONLY R3-9 36X48



52113703- ONLY R3-9A 30X36



52113704- CENTER LANE ONLY W/ARROWS R3-9B 24X36

52113705- CENTER LANE ONLY W/ARROWS R3-9B 36X48



52113706- BEGIN CENTER LANE ONLY W/ARROWS R3-9J 24X42

52113707- BEGIN CENTER LANE ONLY W/ARROWS R3-9J 36X54

3/11/2025 Stock ID

For internal use and local agency reference only



52113708- END CENTER LANE ONLY W/ARROWS R3-9K 24X42
 52113709- END CENTER LANE ONLY W/ARROWS R3-9K 36X54



52113710- BEGIN R3-9C 12X24
 52113711- BEGIN R3-9C 12X36



52113712- END R3-9D 12X24
 52113713- END R3-9D 12X36



52113801- BIKE LANE R3-17 24X30



52113901- AHEAD R3-17A 12X24



52113902- ENDS R3-17B 12X24



52114601- DO NOT PASS R4-1 24X30
 52114602- DO NOT PASS R4-1 48X60
 52114603- DO NOT PASS R4-1 36X48



52114701- PASS WITH CARE R4-2 24X30
 52114702- PASS WITH CARE R4-2 48X60



52114801- SLOWER TRAFFIC KEEP RIGHT R4-3 24X30
 52114802- SLOWER TRAFFIC KEEP RIGHT R4-3 36X48



52115001- TRUCKS USE RIGHT LANE R4-5 24X30
 52115002- TRUCKS USE RIGHT LANE R4-5 36X48



52115202- KEEP RIGHT R4-7P 48X36



52115203- KEEP RIGHT W/ARROW R4-7A 24X30
 52115204- KEEP RIGHT W/ARROW R4-7A 48X60
 52115207- KEEP RIGHT W/ARROW R4-7A R4-7A 36X48



52115205- KEEP RIGHT W/DIA. ARROW R4-7B 24X30
 52115206- KEEP RIGHT W/DIA ARROW R4-7B 48X60
 52115208- KEEP RIGHT W/DIA ARROW R4-7B 36X48

3/11/2025 Stock ID

For internal use and local agency reference only



52115211- KEEP RIGHT R4-7 24X30
 52115212- KEEP RIGHT R4-7 48X60
 52115213- KEEP RIGHT R4-7 36X48



52115311- KEEP LEFT R4-8 24X30
 52115312- KEEP LEFT R4-8 48X60
 52115313- KEEP LEFT R4-8 36X48



52115401- AUTHORIZED VEHICLES ONLY R4-14 24X30



52115501- THRU TRAFFIC KEEP RIGHT R4-20 24X30



52115502- THRU TRAFFIC KEEP LEFT R4-20 24X30



52115601- DO NOT ENTER R5-1 30X30
 52115602- DO NOT ENTER R5-1 36X36



52115603- WRONG WAY R5-1A 36X24
 52115604- WRONG WAY R5-1A 42X30



52115701- NO TRUCKS R5-2P 24X18
 52115702- NO TRUCKS R5-2P 36X24



52115711- NO TRUCKS SYMBOL R5-2 24X24
 52115712- NO TRUCKS SYMBOL R5-2 36X36



52115721- COMPRESSION BRAKE MUFFLER REQ R99-6 36X48



52115801- NO MOTOR VEHICLES R5-3 24X24



52116402- PEDESTRIANS AND BICYCLES PROHIBITED R5-10 30X18



52116403- PEDESTRIANS PROHIBITED R5-10C 24X12

3/11/2025 Stock ID

For internal use and local agency reference only



52116501- NO CAMPING R5-15 24X18



52116601- ONE WAY LEFT R6-1 36X12



52116602- ONE WAY RIGHT R6-1 36X12



52116801- DIVIDED HIGHWAY R6-3 24X18



52116802- DIVIDED HIGHWAY R6-3A 24X18



52116901- ROUNDAABOUT DOUBLE CHEVRON R6-4 30X24



52116902- ROUNDAABOUT THREE CHEVRON R6-4 48X24



52116903- ROUNDAABOUT FOUR CHEVRON R6-4 60X24



52116904- ROUNDAABOUT SYMBOL R6-5P 30X30



52121101- NO PARKING ANYTIME LEFT R7-1 12X18



52121102- NO PARKING ANYTIME RIGHT R7-1 12X18



52121103- NO PARKING ANYTIME DOUBLE ARROW R7-1 12X18

3/11/2025 Stock ID

For internal use and local agency reference only



52121201- NO PARKING AM TO PM LEFT R7-2 12X18



52121202- NO PARKING AM TO PM RIGHT R7-2 12X18



52121203- NO PARKING AM TO PM DOUBLE ARROW R7-2 12X18



52121204- NO PARKING HOURS/DAYS R7-2B 12X18



52121211- NO PARKING SYMBOL AND TIME R7-2A 12X18



52121304- NO PARKING HERE TO CORNER LEFT R7-3A 12X18



52121305- NO PARKING HERE TO CORNER RIGHT R7-3A 12X18



52121403- NO STANDING ANYTIME DOUBLE ARROW R7-4 12X18



52121501- ONE HOUR PARKING AM TO PM LEFT R7-5 12X18



52121502- ONE HOUR PARKING AM TO PM RIGHT R7-5 12X18



52121503- ONE HR PARKING AM TO PM DOUBLE ARROW R7-5 12X18



52121601- NO PARKING LOADING ZONE LEFT R7-6 12X18

3/11/2025 Stock ID

For internal use and local agency reference only



52121602- NO PARKING LOADING ZONE RIGHT R-7-06 12X18



52121603- NO PARKING LOADING ZONE DOUBLE ARROW RED/WHT 12X18



52121804- NO PARKING BETWEEN SIGNS R7-8A 12X18



52121805- NO PARKING BETWEEN SIGNS R7-8B 12X18



52121806- NO TRUCK PARKING R7-8C 12X18



52121911- NO PARKING BIKE LANE SYMBOL R7-9A 12X18



52122001- NO PARKING THIS SIDE OF STREET R7-105 12X18



52122002- NO PARKING BUS STOP LEFT R7-107 12X18



52122003- NO PARKING BUS STOP RIGHT R7-107 12X18



52122004- NO PARKING BUS STOP DOUBLE ARROW R7-107 12X18



52122005- 2 HOUR PARKING AM TO PM LEFT R7-108 12X18



52122006- 2 HOUR PARKING AM TO PM RIGHT R7-108 12X18

3/11/2025 Stock ID

For internal use and local agency reference only



52122007- 2 HOUR PARKING AM TO PM DOUBLE ARROW R7-108 12X18



52122102- TOW AWAY ZONE R7-201 12X6



52122301- NO PARKING ON PAVEMENT R8-1 24X30
52122302- NO PARKING ON PAVEMENT R8-1 48X60



52122401- NO PARKING EXCEPT ON SHOULDER R8-2 24X30
52122402- NO PARKING EXCEPT ON SHOULDER R8-2 48X60



52122501- NO PARKING R8-3 24X30
52122502- NO PARKING R8-3 48X48



52122503- EXCEPT SUNDAY AND HOLIDAYS R8-3AP 12XVAR



52122512- NO PARKING SYMBOL R8-3A 24X24



52122601- EMERGENCY PARKING ONLY R8-4 30X24



52122701- NO STOPPING ON PAVEMENT R8-5 24X30



52122801- NO STOPPING EXCEPT ON SHOULDER R8-6 24X30



52122901- EMERGENCY STOPPING ONLY R8-7 30X24



52123001- DO NOT STOP ON TRACKS R8-8 24X30



52123101- WALK ON LEFT FACING TRAFFIC R9-1 18X24

3/11/2025 Stock ID

For internal use and local agency reference only



52123201- CROSS ONLY AT CROSS WALKS R9-2 12X18



52123301- NO PEDESTRIAN CROSSING R9-3AP 12X18



52123303- USE CROSSWALK R9-3B 18X12



52123304- USE CROSSWALK R9-3B 18X12



52123311- PEDESTRIANS PROHIBITED R9-3A 18X18



52124111- PUSH BUTTON FOR CROSSWALK R10-4B 9X12



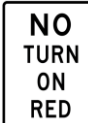
52124301- STOP HERE ON RED ARROW LEFT OR RIGHT R10-6 24X36



52124302- STOP HERE ON RED CURVE ARROW LEFT OR RIGHT R10-6 24X36



52124701- LEFT TURN SIGNAL R10-10 24X30



52124802- NO TURN ON RED R10-11A 24X30



52124901- LEFT TURN YIELD ON GREEN R10-12 24X30



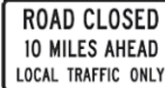
52125001- KEEP OFF MEDIAN R11-1 24X30
52125002- KEEP OFF MEDIAN R11-1 48X60

3/11/2025 Stock ID

For internal use and local agency reference only



52125101- ROAD CLOSED R11-2 48X30
52125102- ROAD CLOSED (USE ON BARRICADES ONLY) R11-2 48X30



52125201- RD CLOS 10 MI AHD LOC TRAF ONL R11-3 60X30



52125301- ROAD CLOSED TO THRU TRAFFIC R11-4 60X30



52125401- NEXT BLANK MILES R11-10 24X18



52125402- BLANK MILES AHEAD R11-11* 18X24
52125403- BLANK MILES AHEAD R11-11* 24X30



52125501- WEIGHT LIMIT BLANK TONS R12-1 24X30
52125502- WEIGHT LIMIT BLANK TONS R12-1 36X48



52125901- WEIGHT LIMIT VARIABLE TONAGE R12-5 24X36



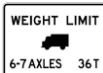
52125905- WEIGHT LIMIT SINGLE/TANDEM AXLE R12-6 24X30



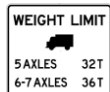
52125911- EMERGENCY VEHICLE WEIGHT LIMIT VARIABLE TONS, AXLES, 30X36 R12-7



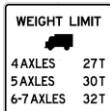
52125912- EMERGENCY VEHICLE VARIABLE TONS,AXLES R12-7ap* 30X30



52125922- WEIGHT LIMIT ONE LINE VARIABLE TONS, AXLES R12-5A 30X42



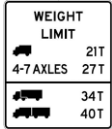
52125933- WEIGHT LIMIT TWO LINE VARIABLE TONS, AXLES R12-5B 36X42



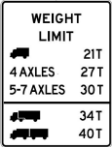
52125944- WEIGHT LIMIT THREE LINE VARIABLE TONS, AXLES R12-5C 42X42

3/11/2025 Stock ID

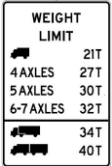
For internal use and local agency reference only



52125955- WEIGHT LIMIT FOUR LINE VARIABLE TONS, AXLES R12-5D 42X42



52125966- WEIGHT LIMIT FIVE LINE VARIABLE TONS, AXLES R12-5E 48X60



52125977- WEIGHT LIMIT SIX LINE VARIABLE TONS, AXLES R12-5F 48X66



52126001- ALL TRUCKS AND COMMERCIAL VEHICLES NEXT LEFT OR RIGHT R13-1 84X48
52126002- ALL TRUCKS AND COMMERCIAL VEHICLES NEXT LEFT OR RIGHT R13-1 132X72



52126003- ALL TRUCKS COMMERCIAL VEHICLES R13-1A 84X48



52126102- WHEN LIGHT FLASHES PARK R13-3* 24X30



52126201- TRUCK ROUTE R14-1 24X18



52126301- MOVE OVER - SLOW DOWN 108X60
52126302- MOVE OVER - SLOW DOWN 168X72



52126311- BUCKLE UP IT'S THE LAW R16-1 24X30
52126312- BUCKLE UP IT'S THE LAW R16-1 36X48
52126313- BUCKLE UP IT'S THE LAW R16-1 48X60

52126401- VARIABLE MESSAGE R99-1 (<3sqft)

52126402- VARIABLE MESSAGE R99-1 (3-9sqft)

52126403- VARIABLE MESSAGE R99-1 (9-48sqft)

52126404- VARIABLE MESSAGE R99-1 (>48sqft)

52126601- VARIABLE MESSAGE/COLOR R99-1



52131101- LEFT HAND TURN W1-1 30X30

52131103- LEFT HAND TURN W1-1 36X36

52131105- LEFT HAND TURN W1-1 48X48

3/11/2025 Stock ID

For internal use and local agency reference only



52131102- RIGHT HAND TURN W1-1 30X30
52131104- RIGHT HAND TURN W1-1 36X36
52131106- RIGHT HAND TURN W1-1 48X48



52131108- LEFT ARROW VARIABLE SPEED W1-1A 30X30
52131109- LEFT ARROW VARIABLE SPEED W1-1A 36X36
52131110- LEFT ARROW VARIABLE SPEED W1-1A 48X48



52131111- RIGHT ARROW VARIABLE SPEED W1-1A 30X30
52131112- RIGHT ARROW VARIABLE SPEED W1-1A 36X36
52131113- RIGHT ARROW VARIABLE SPEED W1-1A 48X48



52131201- LEFT CURVE W1-2 30X30
52131203- LEFT CURVE W1-2 36X36
52131205- LEFT CURVE W1-2 48X48



52131202- RIGHT CURVE W1-2 30X30
52131204- RIGHT CURVE W1-2 36X36
52131206- RIGHT CURVE W1-2 48X48



52131208- LEFT CURVE VARIABLE SPEED W1-2A 30X30
52131209- LEFT CURVE VARIABLE SPEED W1-2A 36X36
52131210- LEFT CURVE VARIABLE SPEED W1-2A 48X48



52131211- RIGHT CURVE VARIABLE SPEED W1-2A 30X30
52131212- RIGHT CURVE VARIABLE SPEED W1-2A 36X36
52131213- RIGHT CURVE VARIABLE SPEED W1-2A 48X48



52131214- LEFT CURVE W1-10 30X30
52131215- LEFT CURVE W1-10 36X36
52131216- LEFT CURVE W1-10 48X48



52131217- RIGHT CURVE W1-10 30X30
52131218- RIGHT CURVE W1-10 36X36
52131219- RIGHT CURVE W1-10 48X48



52131220- LEFT CURVE W/ CROSSROAD W1-10A 30X30
52131221- LEFT CURVE W/ CROSSROAD W1-10A 36X36
52131222- LEFT CURVE W/ CROSSROAD W1-10A 48X48



52131223- RIGHT CURVE W/ CROSSROAD W1-10A 30X30
52131224- RIGHT CURVE W/ CROSSROAD W1-10A 36X36
52131225- RIGHT CURVE W/ CROSSROAD W1-10A 48X48



52131226- LEFT CURVE W/ FORK W1-10B 30X30
52131227- LEFT CURVE W/ FORK W1-10B 36X36
52131228- LEFT CURVE W/ FORK W1-10B 48X48

3/11/2025 Stock ID

For internal use and local agency reference only



52131229- RIGHT CURVE W/ FORK W1-10B 30X30
52131230- RIGHT CURVE W/ FORK W1-10B 36X36
52131231- RIGHT CURVE W/ FORK W1-10B 48X48



52131232- LEFT CURVE W/ SKEWED SIDE ROAD W1-10C 30X30
52131233- LEFT CURVE W/ SKEWED SIDE ROAD W1-10C 36X36
52131234- LEFT CURVE W/ SKEWED SIDE ROAD W1-10C 48X48



52131235- RIGHT CURVE W/ SKEWED SIDE ROAD W1-10C 30X30
52131236- RIGHT CURVE W/ SKEWED SIDE ROAD W1-10C 36X36
52131237- RIGHT CURVE W/ SKEWED SIDE ROAD W1-10C 48X48



52131301- LEFT REVERSE TURN W1-3 30X30
52131303- LEFT REVERSE TURN W1-3 36X36
52131305- LEFT REVERSE TURN W1-3 48X48



52131302- RIGHT REVERSE TURN W1-3 30X30
52131304- RIGHT REVERSE TURN W1-3 36X36
52131306- RIGHT REVERSE TURN W1-3 48X48



52131401- LEFT REVERSE CURVE W1-4 30X30
52131403- LEFT REVERSE CURVE W1-4 36X36
52131405- LEFT REVERSE CURVE W1-4 48X48



52131402- RIGHT REVERSE CURVE W1-4 30X30
52131404- RIGHT REVERSE CURVE W1-4 36X36
52131406- RIGHT REVERSE CURVE W1-4 48X48



52131408- LEFT REVERSE CURVE W/ SIDE ROAD W1-10D 30X30
52131409- LEFT REVERSE CURVE W/ SIDE ROAD W1-10D 36X36
52131410- LEFT REVERSE CURVE W/ SIDE ROAD W1-10D 48X48



52131411- RIGHT REVERSE CURVE W/ SIDE ROAD W1-10D 30X30
52131412- RIGHT REVERSE CURVE W/ SIDE ROAD W1-10D 36X36
52131413- RIGHT REVERSE CURVE W/ SIDE ROAD W1-10D 48X48



52131414- LEFT REVERSE CURVE W/ CROSSROAD W1-10E 30X30
52131415- LEFT REVERSE CURVE W/ CROSSROAD W1-10E 36X36
52131416- LEFT REVERSE CURVE W/ CROSSROAD W1-10D 48X48



52131417- RIGHT REVERSE CURVE W/ CROSSROAD W1-10E 30X30
52131418- RIGHT REVERSE CURVE W/ CROSSROAD W1-10E 36X36
52131419- RIGHT REVERSE CURVE W/ CROSSROAD W1-10E 48X48



52131501- LEFT WINDING ROAD W1-5 30X30
52131503- LEFT WINDING ROAD W1-5 36X36
52131505- LEFT WINDING ROAD W1-5 48X48

3/11/2025 Stock ID

For internal use and local agency reference only



52131502- RIGHT WINDING ROAD W1-5 30X30
52131504- RIGHT WINDING ROAD W1-5 36X36
52131506- RIGHT WINDING ROAD W1-5 48X48



52131507- LEFT SWITCH BACK CURVE W1-11 36X36
52131509- LEFT SWITCH BACK CURVE W1-11 48X48



52131508- RIGHT SWITCH BACK CURVE W1-11 36X36
52131510- RIGHT SWITCH BACK CURVE W1-11 48X48



52131601- ARROW W1-6 24X12
52131602- ARROW W1-6 48X24
52131603- ARROW W1-6 60X30



52131611- ARROW W1-6 48X24
52131612- ARROW W1-6 60X30



52131701- DOUBLE ARROW W1-7 24X12
52131702- DOUBLE ARROW W1-7 48X24
52131703- DOUBLE ARROW W1-7 60X30



52131706- LARGE TWO DIRECTION ARROW W/DIAG BORDER W1-7A 42X72



52131707- LARGE LEFT ARROW W/DIAG BORDER W1-7A 72X42



52131708- LARGE RIGHT ARROW W/DIAG BORDER W1-7A 72X42



52131711- DOUBLE ARROW W1-7 48X24
52131712- DOUBLE ARROW W1-7 60X30



52131801- CHEVRON W1-8 12X18
52131802- CHEVRON W1-8 18X24
52131803- CHEVRON W1-8 24X30
52131804- CHEVRON W1-8 30X36
52131805- CHEVRON W1-8 36X48



52131902- CROSS ROAD W2-1 30X30
52131903- CROSS ROAD W2-1 36X36
52131904- CROSS ROAD W2-1 48X48

3/11/2025 Stock ID

For internal use and local agency reference only



52132002- SIDE ROAD W2-2 30X30
52132003- SIDE ROAD W2-2 36X36
52132004- SIDE ROAD W2-2 48X48



52132103- MERGE LEFT W2-3 30X30
52132105- MERGE LEFT W2-3 36X36



52132104- SKEWED INTERSECTION W2-3 30X30
52132106- SKEWED INTERSECTION W2-3 36X36



52132202- TEE INTERSECTION W2-4 30X30
52132203- TEE INTERSECTION W2-4 36X36
52132204- TEE INTERSECTION W2-4 48X48



52132302- Y-INTERSECTION W2-5 30X30
52132303- Y-INTERSECTION W2-5 36X36



52132305- ROUNDABOUT SYMBOL W2-6 30X30
52132306- ROUNDABOUT SYMBOL W2-6 36X36
52132307- ROUNDABOUT SYMBOL W2-6 48X48



52132308- INTERSECTION SYMBOL LEFT W2-7L 30X30
52132309- INTERSECTION SYMBOL LEFT W2-7L 36X36
52132310- INTERSECTION SYMBOL LEFT W2-7L 48X48



52132311- INTERSECTION SYMBOL RIGHT W2-7R 30X30
52132312- INTERSECTION SYMBOL RIGHT W2-7R 36X36
52132313- INTERSECTION SYMBOL RIGHT W2-7R 48X48



52132314- INTERSECTION SYMBOL W2-8 30X30
52132315- INTERSECTION SYMBOL W2-8 36X36
52132316- INTERSECTION SYMBOL W2-8 48X48



52132317- CROSS TRAFFIC DOES NOT STOP W4-4P 30X15
52132318- CROSS TRAFFIC DOES NOT STOP W4-4P 36X18
52132319- CROSS TRAFFIC DOES NOT STOP W4-4P 48X24



52132401- ADVANCE STREET W16-8 8XVARIABLE



52132411- STOP AHEAD SYMBOL W3-1A 36X36
52132412- STOP AHEAD SYMBOL W3-1A 48X48

3/11/2025 Stock ID

For internal use and local agency reference only



52132511- YIELD AHEAD SYMBOL W3-2A 36X36
52132512- YIELD AHEAD SYMBOL W3-2A 48X48



52132612- SIGNAL AHEAD W3-3 36X36
52132613- SIGNAL AHEAD W3-3 48X48



52132630- SPEED LIMIT 25 YELLOW W3-5 36X36
52132631- SPEED LIMIT 25 YELLOW W3-5 48X48



52132632- SPEED LIMIT 30 YELLOW W3-5 36X36
52132633- SPEED LIMIT 30 YELLOW W3-5 48X48



52132635- SPEED LIMIT 35 YELLOW W3-5 36X36
52132636- SPEED LIMIT 35 YELLOW W3-5 48X48



52132640- SPEED LIMIT 40 YELLOW W3-5 36X36
52132641- SPEED LIMIT 40 YELLOW W3-5 48X48



52132642- SPEED LIMIT 45 YELLOW W3-5 36X36
52132643- SPEED LIMIT 45 YELLOW W3-5 48X48



52132644- SPEED LIMIT 50 YELLOW W3-5 36X36
52132645- SPEED LIMIT 50 YELLOW W3-5 48X48



52132646- SPEED LIMIT 55 YELLOW W3-5 36X36
52132647- SPEED LIMIT 55 YELLOW W3-5 48X48



52132648- SPEED LIMIT 60 YELLOW W3-5 36X36
52132649- SPEED LIMIT 60 YELLOW W3-5 48X48



52132650- SPEED LIMIT 65 YELLOW W3-5 36X36
52132651- SPEED LIMIT 65 YELLOW W3-5 48X48



52132653- VARIABLE SPEED LIMIT 9X17 OVERLAYS ON 48X48 ROLL-UP

3/11/2025 Stock ID

For internal use and local agency reference only



52132652- SPEED LIMIT 35 ORANGE W3-5 48X48 CHANGEABLE ROLL-UP
52132654- SPEED LIMIT 35 ORANGE W3-5 36X36
52132655- SPEED LIMIT 35 ORANGE W3-5 48X48



52132656- SPEED LIMIT 45 ORANGE W3-5 36X36
52132657- SPEED LIMIT 45 ORANGE W3-5 48X48



52132658- SPEED LIMIT 55 ORANGE W3-5 36X36
52132659- SPEED LIMIT 55 ORANGE W3-5 48X48



52132660- SPEED LIMIT 65 ORANGE W3-5 48X48



52132701- MERGE LEFT W4-1 30X30
52132703- MERGE LEFT W4-1 36X36
52132705- MERGE LEFT W4-1 48X48



52132702- MERGE RIGHT W4-1 30X30
52132704- MERGE RIGHT W4-1 36X36
52132706- MERGE RIGHT W4-1 48X48



52132707- MERGE W4-1 24X18



52132801- LEFT LANE ENDS W4-2 36X36
52132803- LEFT LANE ENDS W4-2 48X48



52132802- RIGHT LANE ENDS W4-2 36X36
52132804- RIGHT LANE ENDS W4-2 48X48



52132807- RIGHT LANE ENDS W4-2 48X48 ROLL UP
52132812- RIGHT LANE ENDS W4-2 48X48



52132811- LEFT LANE ENDS W4-2 48X48



52132901- MERGING LANES W4-3 36X36
52132902- MERGING LANES W4-3 48X48

3/11/2025 Stock ID

For internal use and local agency reference only



52133000- ROAD NARROWS W5-1 30X30
52133001- ROAD NARROWS W5-1 36X36



52133105- NARROW BRIDGE W5-2 36X36



52133201- ONE LANE BRIDGE W5-3 36X36



52133311- DIVIDED HIGHWAY W6-1 36X36



52133511- TWO WAY TRAFFIC W6-3 30X30
52133512- TWO WAY TRAFFIC W6-3 36X36
52133513- TWO WAY TRAFFIC W6-3 48X48



52133604- HILL W7-1 30X30
52133605- HILL W7-1 36X36



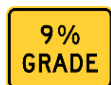
52133611- HILL SYMBOL W7-1 30X30
52133612- HILL SYMBOL W7-1 48X48
52133615- HILL SYMBOL W7-1 36X36



52133613- HILL W/% GRADE W7-1A 30X30
52133614- HILL W/% GRADE W7-1A 48X48
52133616- HILL W/% GRADE W7-1B 36X36



52133703- TRUCKS USE LOWER GEAR W7-2B 24X18



52133801- VARIABLE GRADE W7-3 24X18



52133802- NEXT BLANK MILES W7-3A 24X18



52133803- VARIABLE GRADE, MILES W7-3B 24X18



52133812- NEXT BLANK MILES W7-3A 24X18

3/11/2025 Stock ID

For internal use and local agency reference only



52133901- RUNAWAY TRUCK RAMP 1 MILE W7-4 78X48



52133902- RUNAWAY TRUCK RAMP W/ARROW W7-4A 78X60



52134001- BUMP W8-1 30X30
52134002- BUMP W8-1 48X48
52134003- BUMP W8-1 36X36



52134004- BUMP W8-1 30X30
52134005- BUMP W8-1 48X48
52134006- BUMP W8-1 36X36



52134101- DIP W8-2 30X30
52134102- DIP W8-2 48X48
52134103- DIP W8-2 36X36



52134104- DIP W8-2 30X30
52134105- DIP W8-2 48X48
52134106- DIP W8-2 36X36



52134201- PAVEMENT ENDS W8-3 30X30
52134202- PAVEMENT ENDS W8-3 36X36



52134301- SOFT SHOULDER W8-4 30X30
52134302- SOFT SHOULDER W8-4 48X48



52134411- SLIPPERY WHEN WET SYMBOL W8-5 30X30
52134412- SLIPPERY WHEN WET SYMBOL W8-5 48X48



52134501- TRUCKS CROSSING W8-6 30X30



52134601- LOOSE GRAVEL W8-7 30X30
52134602- LOOSE GRAVEL W8-7 48X48
52134603- LOOSE GRAVEL W8-7 36X36



52134701- ROUGH ROAD W8-6 30X30
52134702- ROUGH ROAD W8-6 36X36

3/11/2025 Stock ID

For internal use and local agency reference only



52134703- ROUGH ROAD W8-8 30X30
52134704- ROUGH ROAD W8-8 36X36



52134801- LOW SHOULDER W8-9 30X30
52134802- LOW SHOULDER W8-9 36X36



52134811- UNEVEN LANES W8-9A 30X 30
52134812- UNEVEN LANES W8-9A 48X48



52134821- SHOULDER DROP-OFF W8-9A 30X30
52134822- SHOULDER DROP-OFF W8-9A 36X36



52134903- FALLING ROCK W8-11AP 24X18



52134911- FALLING ROCKS SYMBOL W8-11A 30X30
52134912- FALLING ROCKS SYMBOL W8-11A 48X48



52135003- ICY SPOTS NEXT BLANK MILES W8-12A 30X30
52135004- ICY SPOTS NEXT BLANK MILES W8-12A 48X48
52135007- ICY SPOTS NEXT BLANK MILES W8-12A 36X36



52135006- WATCH FOR ICE ON BRIDGE W8-12 48X48
52135011- WATCH FOR ICE ON BRIDGE W8-12B 36X36



52135008- ICY SPOTS W8-10C 30X30
52135009- ICY SPOTS W8-10C 48X48
52135010- ICY SPOTS W8-10C 36X36



52135101- LEFT LANE ENDS W9-1 30X30
52135103- LEFT LANE ENDS W9-1 36X36
52135105- LEFT LANE ENDS W9-1 48X48



52135102- RIGHT LANE ENDS W9-1 30X30
52135104- RIGHT LANE ENDS W9-1 36X36
52135106- RIGHT LANE ENDS W9-1 48X48



52135201- LANE ENDS MERGE LEFT W9-2 36X36
52135203- LANE ENDS MERGE LEFT W9-2 48X48

3/11/2025 Stock ID

For internal use and local agency reference only



52135202- LANE ENDS MERGE RIGHT W9-2 36X36
52135204- LANE ENDS MERGE RIGHT W9-2 48X48



52141101- RAILROAD TRACKS W10-1 36 DIA



52141211- RR X-ING AND INTERSECTION W10-2 36X36
52141212- RR X-ING AND INTERSECTION W10-2 48X48
52141213- RR X-ING AND INTERSECTION W10-2 30X30



52141311- RR X-ING AND TEE INTERSECTION W10-3 36X36
52141312- RR X-ING AND TEE INTERSECTION W10-3 48X48
52141313- RR X-ING AND TEE INTERSECTION W10-3 30X30



52141411- RR X-ING AND INTERSECTION W10-4 36X36
52141412- RR X-ING AND INTERSECTION W10-4 48X48
52141413- RR X-ING AND INTERSECTION W10-4 30X30



52141414- RR X-ING AND INTERSECTION W10-4 36X36
52141415- RR X-ING AND INTERSECTION W10-4 48X48
52141416- RR X-ING AND INTERSECTION W10-4 30X30



52141501- RR X-ING W/ARROW RIGHT W10-5A 24X18



52141502- RR X-ING W/ARROW LEFT W10-05B 24X18



52141611- BICYCLE CROSSING W11-1 30X30
52141612- BICYCLE CROSSING W11-1 36X36



52141614- SHARE THE ROAD W16-1 18X24
52141615- SHARE THE ROAD W16-1 24X30



52141713- PEDESTRIAN COSSING W11-2 30X30 FLO YLW
52141714- PEDESTRIAN COSSING W11-2 36X36 FLO YLW



52141715- LEFT DIAGONAL ARROW W16-7P 30X18 FLO YLW
52141721- LEFT DIAGONAL ARROW W16-7P 24X12 FLO YLW



52141716- RIGHT DIAGONAL ARROW W16-7P 30X18 FLO YLW
52141722- RIGHT DIAGONAL ARROW W16-7P 24X12 FLO YLW

3/11/2025 Stock ID

For internal use and local agency reference only



52141718- AHEAD W16-9P 36X12

52141719- AHEAD W16-9P 30X18

52141720- AHEAD W16-9P 12X24 FLO YLW

3/11/2025 Stock ID

For internal use and local agency reference only



52141811- DEER CROSSING SYMBOL W11-3 30X30
52141812- DEER CROSSING SYMBOL W11-3 36X36
52141813- DEER CROSSING SYMBOL W11-3 48X48



52141815- WILDLIFE CROSSING 36X36
52141816- WILDLIFE CROSSING 48X48



52141902- RANGE CATTLE W11-4A 30X30
52141903- RANGE CATTLE W11-4A 36X36



52141904- RANGE STOCK AT LARGE W11-4B 30X30



52141911- CATTLE CROSSING SYMBOL W11-4 30X30
52141912- CATTLE CROSSING SYMBOL W11-4 36X36



52142011- FARM MACHINERY CROSSING SYMBOL W11-5 30X30
52142012- FARM MACHINERY CROSSING SYMBOL W11-5 36X36



52142111- SNOWMOBILE CROSSING SYMBOL W11-6 30X30
52142112- SNOWMOBILE CROSSING SYMBOL W11-6 36X36



52142212- EQUESTRIAN CROSSING SYMBOL W11-7 30X30



52142312- FIRE ENGINE SYMBOL W11-8 36X36



52142511- TRUCK CROSSING SYMBOL W11-11 30X30
52142512- TRUCK CROSSING SYMBOL W11-10 36X36
52142513- TRUCK CROSSING SYMBOL W11-10 48X48



52142601- TRUCKS ENTERING W11-15 30X30
52142602- TRUCKS ENTERING W11-15 36X36



52142603- TRUCKS ENTERING W11-15 30X30
52142604- TRUCKS ENTERING W11-15 36X36

3/11/2025 Stock ID

For internal use and local agency reference only



52142811- LOW CLEARANCE SYMBOL W12-2 36X36
52142812- LOW CLEARANCE SYMBOL W12-2 48X48



52142851- 2 MILES W16-3P 18X24
52142852- 2 MILES W16-3P 24X30



52142901- BLANK MI W12-3* 30X15



52142903- VARIABLE FEET W16-2 24X18
52142904- VARIABLE FEET W16-2 30X24



52143001- BLANK FT BLANK IN W12-4 120X24



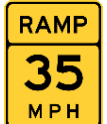
52143101- FLO YLW MPH W13-1 18X18
52143102- FLO YLW MPH W13-1 24X24
52143201- REG YLW MPH W13-1 18X18
52143202- REG YLW MPH W13-1 24X24



52143203- FLO ORG MPH W13-1 18X18
52143204- FLO ORG MPH W13-1 24X24



52143302- EXIT MPH W13-2 48X60



52143402- RAMP MPH W13-3 36X48
52143403- RAMP MPH W13-3 48X60



52143501- DEAD END W14-1 30X30
52143502- DEAD END W14-1 36X36















52143601- NO OUTLET W14-2 30X30



52143702- NO PASSING ZONE W14-3 48X48X36

3/11/2025 Stock ID

For internal use and local agency reference only

	<p>52151301- DETOUR BLANK FT W20-2 48X48</p>
	<p>52151401- ROAD CLOSED BLANK FT W20-3 48X48</p>
	<p>52151501- ONE LANE ROAD AHEAD/SPECIFY DISTANCE W20-4 48X48 52151502- ONE LANE ROAD AHEAD/SPECIFY DISTANCE W20-4 36X36</p>
	<p>52151601- LEFT LANE CLOSED AHEAD/SPECIFY DISTANCE W20-5 48X48</p>
	<p>52151602- RIGHT LANE CLOSED AHEAD/SPECIFY DISTANCE W20-5 48X48 52151603- LEFT/RIGHT LANE CLOSED AHEAD/SPECIFY DISTANCE W20-5 48X48 ROLL-UP</p>
	<p>52151701- FLAGGER BLANK FT. W20-7 48X48</p>
	<p>52151702- BE PREPARED TO STOP W20-8 48X48 52151703- BE PREPARED TO STOP W20-8 36X36 52151704- BE PREPARED TO STOP W20-8 48X48 ROLL-UP</p>
	<p>52151708- FLAGGER AHEAD SIGN W20-7 48X48 ROLL-UP</p>
	<p>52151711- FLAGGER SYMBOL W20-7A 36X36 52151712- FLAGGER SYMBOL W20-7A 48X48 52151716- FLAGGER SYMBOL W20-7A 48X48 ROLL-UP</p>
	<p>52151901- FRESH OIL W21-2 30X30 52151902- FRESH OIL W21-2 36X36</p>
	<p>52152001- ROAD MACHINERY AHEAD/SPECIFY DISTANCE W21-3 36X36</p>
	<p>52152101- ROAD WORK AHEAD/SPECIFY DISTANCE W20-1 36X36 52152102- ROAD WORK AHEAD/SPECIFY DISTANCE W20-1 48X48 52152103- ROAD WORK AHEAD W20-1 48X48 ROLL- UP</p>

3/11/2025 Stock ID

For internal use and local agency reference only



52152201- SHOULDER WORK W21-5 30X30
52152202- SHOULDER WORK W21-5 36X36



52152301- SURVEY CREW W21-6 30X30



52152402- BLASTING ZONE AHEAD/SPECIFY DISTANC W22-1 48X48



52152501- TRUN OFF 2-WAY RADIO W22-2 36X30



52152601- END BLASTING ZONE W22-3 36X30



52152701- VARIABLE MESSAGE AND COLOR W23-1 30X30
52152702- VARIABLE MESSAGE AND COLOR W23-1 36X36
52152703- VARIABLE MESSAGE AND COLOR W23-1 48X48



52152705- LITTER CLEANUP AHEAD W26-1 36X36 ROLL-UP
52152706- LITTER CLEANUP AHEAD W26-1 36X36
52152707- LITTER CLEANUP AHEAD W26-1 48X48
52152708- LITTER CLEANUP AHEAD W26-1 48X48 ROLL-UP



52152712- MOWING AHEAD W24-1 36X36
52152713- MOWING AHEAD W24-1 48X48

52152723- ROLL-UP SIGN OVERLAYS VARIABLE SIZE



52152802- ROAD WORK NEXT BLANK MILES G20-1 48X24



52153001- END ROAD WORK G20-2 48X24 ROLL-UP
52153002- END ROAD WORK G20-2 48X24



52153101- PILOT CAR FOLLOW ME G20-4 36X18



52153201- DETOUR LEFT M4-9 30X24



52153203- DETOUR RIGHT M4-9 30X24

3/11/2025 Stock ID

For internal use and local agency reference only



52153301- DETOUR LEFT M4-10 48X18



52153302- DETOUR RIGHT M4-10 48X18



52153401- VERTICAL PANELS FOR WINDROWS LEFT VP-1 8X24
52153501- VERTICAL PANELS FOR WINDROWS LEFT VP-1 12X36



52153402- VERTICAL PANELS FOR WINDROWS RIGHT VP-1 8X24
52153502- VERTICAL PANELS FOR WINDROWS RIGHT VP-1 12X36



52161101- INTERSTATE SHEILD M1-1 24X24
52161103- INTERSTATE SHEILD M1-1 36X36



52161201- BUSINESS LOOP M1-2 24X24



52161401- US ROUTE MARKER 1 OR 2 DIGIT M1-4 24X24
52161402- US ROUTE MARKER 3 DIGIT M1-4 30X24



52161601- MONTANA ROUTE MARKER 1 OR 2 DIGIT M1-5 24X24
52161602- MONTANA ROUTE MARKER 3 DIGIT M1-5 30X24



52161901- ROUTE MARKER M1-12 24X24



52166012- OLD WEST TRAIL M1-11 24X30



LEWIS AND CLARK TRAIL 26X26 **DO NOT ORDER ON MMS**



52162101- JCT M2-1 21X15



52162102- JCT BLUE M2-1A 21X15

3/11/2025 Stock ID

For internal use and local agency reference only

JCT

52162103- JCT GREEN M2-1B 21X15

NORTH

52162301- NORTH M3-1 24X12

NORTH

52162302- NORTH BLUE M3-1A 24X12
52162303- NORTH BLUE M3-1A 30X15

NORTH

52162304- NORTH GREEN M3-1B 24X12

EAST

52162401- EAST M3-2 24X12

EAST

52162402- EAST BLUE M3-2A 24X12
52162403- EAST BLUE M3-2A 30X15

EAST

52162404- EAST GREEN M3-2B 24X12

SOUTH

52162501- SOUTH M3-3 24X12

SOUTH

52162502- SOUTH BLUE M3-3A 24X12
52162503- SOUTH BLUE M3-3A 30X15

SOUTH

52162504- SOUTH GREEN M3-3B 24X12

WEST

52162601- WEST M3-4 24X12

WEST

52162602- WEST BLUE M3-4A 24X12
52162603- WEST BLUE M3-4A 30X15

WEST

52162604- WEST GREEN M3-4B 24X12

ALTERNATE

52162701- ALTERNATE M4-1 24X12

BY-PASS

52162801- BY-PASS M4-2 24X12

BUSINESS

52162901- BUSINESS M4-3 24X12

3/11/2025 Stock ID

For internal use and local agency reference only

TRUCK

52163001- TRUCK M4-4 24X12

TO

52163101- TO M4-5 24X12

TO

52163102- TO BLUE M4-5A 24X12

END

52163201- END M4-6 24X12

TEMPORARY

52163202- TEMPORARY M4-7 24X12

TEMP

52163203- TEMP M4-7A 24X12

DETOUR

52163301- DETOUR M4-8 24X12

BEGIN

52163601- BEGIN GREEN M4-11 24X6

END

52163701- END GREEN M4-12 24X6

TO

52163801- TO GREEN M4-13 24X6



52163911- LEFT ARROW M5-1 21X15



52163912- RIGHT ARROW M5-1 21X15



52163913- LEFT ARROW BLUE M5-1A 21X15



52163914- RIGHT ARROW BLUE M5-1A 21X15



52163915- LEFT ARROW GREEN M5-1B 21X15



52163916- RIGHT ARROW GREEN M5-1B 21X15



52164011- LEFT ARROW M5-2 21X15

3/11/2025 Stock ID

For internal use and local agency reference only



52164012- RIGHT ARROW M5-2 21X15



52164013- LEFT ARROW BLUE M5-2A 21X15



52164014- RIGHT ARROW BLUE M5-2A 21X15



52164015- LEFT ARROW GREEN M5-2B 21X15



52164016- RIGHT ARROW GREEN M5-2B 21X15



52164111- RIGHT/LEFT ARROW M6-1 21X15



52164113- RIGHT/LEFT ARROW BLUE M6-1A 21X15



52164115- RIGHT/LEFT ARROW GREEN M6-1B 21X15



52164211- LEFT ARROW M6-2 21X15



52164212- RIGHT ARROW M6-2 21X15



52164213- LEFT ARROW BLUE M6-2A 21X15



52164214- RIGHT ARROW BLUE M6-2A 21X15



52164215- LEFT ARROW GREEN M6-1B 21X15



52164216- RIGHT ARROW GREEN M6-2B 21X15



52164311- ARROW AHEAD M6-3 21X15



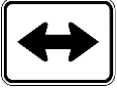
52164313- ARROW AHEAD BLUE M6-3A 21X15

3/11/2025 Stock ID

For internal use and local agency reference only



52164315- ARROW AHEAD GREEN M6-3B 21X15



52164411- DOUBLE ARROW M6-4 21X15



52164412- DOUBLE ARROW BLUE M6-4A 21X15



52164413- DOUBLE ARROW GREEN M6-4B 21X15



52164611- LEFT/AHEAD ARROW M6-6 21X15



52164612- RIGHT/AHEAD ARROW M6-6 21X15



52164613- LEFT/AHEAD ARROW BLUE M6-6A 21X15



52164614- RIGHT/AHEAD ARROW BLUE M6-61 21X15



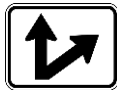
52164615- LEFT/AHEAD ARROW GREEN M6-6B 21X15



52164616- RIGHT/AHEAD ARROW GREEN M6-6B 21X15



52164711- SLANT LEFT/AHEAD ARROW M6-7 21X15



52164712- SLANT RIGHT/AHEAD ARROW M6-7 21X15

2 XINGS

52171102- BLANK XINGS S1-1S 36X12

52171106- BLANK XINGS S1-1S 48X15

200 FT

52171104- BLANK FT S1-1S 36X12

52171108- BLANK FT S1-1S 48X16

AHEAD

52171109- AHEAD W16-9P 36X12

52171110- AHEAD W16-9P 48X16

3/11/2025 Stock ID

For internal use and local agency reference only



52171111- SHCOOL CROSSING S1-1 36X36
52171112- SHCOOL CROSSING S1-1 48X48



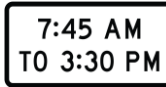
52171203- LEFT DOWN ARROW W16-7P 30X18



52171204- RIGHT DOWN ARROW W16-7P 30X18



52171301- SCHOOL BUS STOP AHEAD SYMBOL S3-1 30X30
52171302- SCHOOL BUS STOP AHEAD SYMBOL S3-1 36X36



52171401- SPECIFY AM TO PM S4-1 24X10
52171402- SPECIFY AM TO PM S4-1 36X15
52171403- SPECIFY AM TO PM S4-1 48X24



52171501- WHEN CHILDREN ARE PRESENT S4-2 24X10
52171502- WHEN CHILDREN ARE PRESENT S4-2 36X15
52171503- WHEN CHILDREN ARE PRESENT S4-2 48X24



52171601- SCHOOL S4-3 24X8
52171602- SCHOOL S4-3 36X12
52171603- SCHOOL S4-3 48X16



52171701- WHEN FLASHING S4-4 24X10
52171702- WHEN FLASHING S4-4 36X15
52171703- WHEN FLASHING S4-4 48X20



52171801- SCHOOL SPEED LIMIT WHEN FLASHING S5-1 24X48
52171802- SCHOOL SPEED LIMIT WHEN FLASHING S5-1 36X72



52171901- DRUG FREE SCHOOL ZONE S6-1 12X18



52181203- FOOD,PHONE,GAS,LODGING, ECT. NEXT RIGHT D9-18B 144X66



52181202- FOOD,PHONE,GAS,LODGING, ECT. D9-18C 144X66

3/11/2025 Stock ID

For internal use and local agency reference only

REST AREA
1 MILE

52181401- INTERSTATE REST AREA SPECIFY MILES D5-1 144X60



52181514- ARROW I-5B 24X6

REST AREA
NEXT RIGHT

52181601- REST AREA NEXT RIGHT D5-1A 144X60



52181701- REST AREA W/DIAGONAL ARROW D5-2 78X78

AIRPORT

52181801- AIRPORT I5-A 24X6



52181811- AIRPORT SYMBOL I-5 24X24

52181812- AIRPORT SYMBOL I-5 30X30

NEXT
REST AREA
24 MILES

52182001- NEXT REST AREA SPECIFY MILES IS6-2 120X36

TRAIN STATION

52182401- TRAIN STATION I-7A 24X6



52182411- TRAIN STATION SYMBOL I-7 24X 24

NO SERVICES

52182501- NO SERVICES IS8-1 84X18

52182502- NO SERVICES IS8-1 108X24

← SERVICES

52182503- SERVICES W/ARROW LEFT IS8-2 84X18

SERVICES →

52182504- SERVICES W/ARROW RIGHT IS8-3 84X18

CHAIN REMOVAL
AREA
1/2 MILE

52182601- CHAIN REMOVAL AREA 1/2 MILE IS9-1 78X42

52182602- CHAIN REMOVAL AREA 1/2 MILE IS9-1 108X60

← SERVICES
CAMPING →














52182605- SERVICES/CAMPING WITH ARROWS L & R IS-10 VARIOUS

← CAMPING

52182611- CAMPING W/LEFT ARROW IS8-1 78X18

3/11/2025 Stock ID

For internal use and local agency reference only

	52182612- CAMPING W/RIGHT ARROW IS8-2 78X18
	52182701- CHAIN REMOVAL AREA W/ARROW IS10-1 78X30 52182702- CHAIN REMOVAL AREA W/ARROW IS12-10 108X42
	52182801- CHAIN UP AREA 1/2 MILE-CHAINS REQ IS12-11 108X84
	52182901- CHAIN UP AREA W/ARROW IS12-1 60X30 52182902- CHAIN UP AREA W/ARROW IS12-12 72X42
	52183001- CHAIN UP AREA 1/2 MILE IS12-13 60X42 52183002- CHAIN UP AREA 1/2 MILE IS12-13 84X60
	52183101- CHAINS REQUIRED FOR TOWING UNITS R17-1 96X72 52183102- CHAINS REQUIRED FOR TOWING UNITS R17-1 72X60
	52191101- CONTROLLED ACCESS ENTERING CONTROLLED ACCESS HWY LA-1 24X12
	52191201- CONTROLLED ACCESS LEAVING CONTROLLED ACCESS HWY LA-2 24X12
	52201101- EXIT SIGN MAJOR EXIT E5-1 VARX60 52201102- EXIT SIGN MINOR EXIT E5-1 VARX48
	52201201- EXIT XX E1-5 VARX24 52201202- EXIT XX E1-5 VARX30
	52211101- STREET SIGN 8XVAR SPECIFY SINGLE OR DOUBLE SIDED 52211102- STREET SIGN 10XVAR SPECIFY SINGLE OR DOUBLE SIDED 52211103- STREET SIGN 12XVAR SPECIFY SINGLE OR DOUBLE SIDED 52211104- STREET SIGN 18XVAR SPECIFY SINGLE OR DOUBLE SIDED
	52211201- PARKING WITH ARROW D4-1 30X24
	52211301- INTERSTATE CAR WITH TRAILER TRK D4-2 48X48

3/11/2025 Stock ID

For internal use and local agency reference only



52211311- PARK AND RIDE D4-2 30X36



52211401- REST AREA BLANK MILES D5-1 96X36
52211402- REST AREA BLANK MILES D5-1 144X60



52211501- REST AREA LEFT ARROW D5-2 78X36



52211502- REST AREA RIGHT D5-2 78X36



52211503- REST AREA LEFT D5-2 24X30



52211504- REST AREA RIGHT D5-2 24X30



52211711- PICNIC TABLE SYMBOL D5-5A 24X24
52211712- PICNIC TABLE SYMBOL D5-5A 30X30



52211713- ARROW D9-3P 24X6



52211801- SCENIC TURNOUT BLANK MILE D6-4 78X54



52211804- CELL PHONE PULL OUT 1/4 MILE D6-4* 48X30



52211901- SCENIC TURNOUT LEFT D6-6 78X54



52211902- SCENIC TURNOUT RIGHT D6-6 78X54



52212201- HISTORIC POINT 1/2 MILE L OR R D7-3 48X36X30

3/11/2025 Stock ID

For internal use and local agency reference only



52212202- LEWIS & CLARK EXPED SITE HIST PT 1/2 MILE L/R 48X36X30



52212301- HISTORIC POINT WITH ARROW L/R D7-4 48X36X30



52212302- LEWIS & CLARK EXPED SITE WITH ARROW L/R D7-6 48X36X30



52212411- TELEPHONE SYMBOL D9-1 24X24



52212412- TELEPHONE SYMBOL WITH ARROW D9-1A 24X30



52212413- PHONE SYMBOL WITH DISTANCE D9-1B 24X30



52212501- HOSPITAL D9-2A 24X6



52212502- EMERGENCY D9-2C 24X6



52212511- HOSPITAL SYMBOL D9-2 24X24
52212512- HOSPITAL SYMBOL D9-2 30X30



52212601- CAMPING D9-3P 24X6



52212611- TENT SYMBOL D9-3 24X24



52212612- CAMPER SYMBOL D9-3A 24X24



52212801- WEATHER INFO TUNE RODIO TO BLANK D12-1 84X48
52212802- WEATHER INFO TUNE RADIO TO BLANK D12-1 108X66
52212803- WEATHER INFO TUNE RADIO TO BLANK D12-1 132X84

3/11/2025 Stock ID

For internal use and local agency reference only



52212901- RESERVED FOR HANDICAPPED R7-8A 12X24



52212911- WHEEL CHAIR SYMBOL D9-6 24X24

52212912- WHEEL CHAIR SYMBOL D9-6 30X30



52213011- GAS PUMP SYMBOL D9-7 24X24

52213012- GAS PUMP SYMBOL D9-7 30X30



52213111- FOOD SYMBOL D9-8 24X24

52213112- FOOD SYMBOL D9-6 30 X30



52213211- LODGING SYMBOL D9-9 24X24

52213212- LODGING SYMBOL D9-9 30X30



52213301- INFORMATION CENTER D9-10A 24X12

52213302- INFORMATION CENTER D9-10A 30X15



52213311- INFO D9-10 24X24

52213312- INFO D9-10 30X30



52213411- DIESEL SYMBOL D9-11 24X24



52213511- TRAILOR DUMP STATION SYMBOL D9-12 24X24



52213601- PET AREA D9-13AP 12X3



52213611- EMERGENCY MEDICAL SYMBOL BLUE AND WHITE D9-13 24X24



52213612- PET AREA SYMBOL D9-13A 12X18

3/11/2025 Stock ID

For internal use and local agency reference only



52213801- EMERGENCY MEDICAL AID UP ARROW D9-20 42X30



52213802- EMERGENCY MEDICAL AID L/R ARROW D9-20A 42X30



52213803- MUSEUM SYMBOL D9-99 24X24



52213805- MUSEUM D9-99B 24X6



52213806- ARROW D9-99C 24X6



52213807- GOLF SYMBOL D7-6* 24X24

52213808- GOLF SYMBOL D7-6* 30X30



52213811- BIKE ROUTE D11-1 24X18



52214001- POST OFFICE D20-1A 24X6



52214011- ENVELOPE SYMBOL D20-1 24X24



52221101- WEIGH STATION 1 MILE D8-1 108X72

52221102- WEIGH STATION 1 MILE D8-1 78X60

52221103- WEIGH STATION 1 MILE D8-1 66X48



52221201- WEIGH STATION NEXT RIGHT D8-2 66X36

52221202- WEIGH STATION NEXT LEFT D8-2 66X36

52221203- WEIGH STATION NEXT RIGHT D8-2 126X66

52221206- WEIGH STATION NEXT RIGHT D8-2 84X48



52221204- CLOSED D8-2P 66X18

52221205- CLOSED D8-2P 108X30

52221207- CLOSED D8-2P 84 X24



52221301- WEIGH STATION W/DIAGONAL ARROW D8-3 84X78

52221302- WEIGH STATION W/DIAGONAL ARROW D8-3 66X60

3/11/2025 Stock ID

For internal use and local agency reference only



52221501- WEIGH STATIONS W/ARROW D8-2A* 66X48



52221701- WEIGH STATION D8-2C 72X30



52231101- MILE POSTS 1 DIGIT D10-1 10X18

52231102- MILE POSTS 1 DIGIT D10-1 12X24



52231201- MILE POSTS 2 DIGIT D10-2 10X27

52231202- MILE POSTS 2 DIGIT D10-2 12X36



52231301- MILE POSTS 3 DIGIT D10-3 10X36


52231302- MILE POSTS 3 DIGIT D10-3 12X48



52231401- MILE POSTS D10-10 6X9



52241101- DELINEATORS SILVER 4X4




52241301- DELINEATOR WHITE 3X36




52241302- DELINATOR AMBER 3X36



52241303- DELINEATOR RED 3X36



52241201- DELINEATORS AMBER 4X8



52241701- DELINEATORS SILVER 4X8



52241801- DELINEATORS AMBER 4X4



52241902- DELINEATOR RED 4X8

3/11/2025 Stock ID

For internal use and local agency reference only



52242001- DELINEATOR BLUE 4X8



52251101- WATER 400 FEET N4-1 24X12



52251201- MT. DEPT. OF TRANSPORTATION N5-1 120X48



52251202- MT. DEPT. OF TRANSPORTATION BLANK SECTION 60X24



52251501- ENTERING TOWN VAR



52251601- BLANK CREEK N6-2 VAR



52251701- BLANK COUNTY N6-3 VAR



52251801- WELCOME TO MONTANA VAR



52251804- LEAVING MONTANA N6-4A* 24X48



52251806- FREEWAY ENTRANCE D13-3 48X30



52251901- WELCOME TO MONTANA N6-4B 84X48
52251902- WELCOME TO MONTANA N6-4B 132X66



52252001- PROPERTY OF ST OF MONTANA N5-2 24X12



52252002- ADOPT-A-HWY 36X48
52252003- ADOPT-A-HWY 18X24

3/11/2025 Stock ID


For internal use and local agency reference only

ADOPTER OF
HIGHWAY

52252011- ADOPT-A-HIGHWAY SUPPLEMENTAL N7-1P 36X12
52252012- ADOPT-A-HIGHWAY SUPPLEMENTAL N7-1P 18X12



52253001- 511 TRAVEL INFO D12-5 36X48
52253002- 511 TRAVEL INFO D12-5 48X60



52261101- OBJECT MARKERS 9 BUTTON REFLECTORS OM1-1 18X18
52261102- OBJECT MARKERS 9 BUTTON REFLECTORS OM1-1 24X24



52261103- OBJECT MARKERS SOLID PANEL YELLOW OM1-3 18X18
52261104- OBJECT MARKERS SOLID PANEL YELLOW OM1-3 24X24



52261201- OBJECT MARKERS SOLID PANEL YELLOW W/ 3 CIRCLES OM2-V1 6X12



52261202- OBJECT MARKERS SOLID YELLOW X3-3A 6X12



52261301- OBJECT MARKERS STRIPED PANEL LEFT OM3-L 12X36



52261302- OBJECT MARKERS STRIPED PANEL RIGHT OM3-R 12X36



52261401- OBJECT MARKERS SKT GUARDRAIL END 18X18



52261403- OBJECT MARKERS ET-2000 GUARDRAIL END MARKER LEFT 13X27



52261404- OBJECT MARKERS ET-2000 GUARDRAIL END MARKER RIGHT 13X27

3/11/2025 Stock ID

For internal use and local agency reference only



52271301- BARRICADE RIGHT RED



52271302- BARRICADES PERMANENT USE RED



52271303- BARRICADE LEFT RED



52271311- BARRICADES RIGHT ORANGE



52271312- BARRICADES TEMPORARY USE ORANGE



52271313- BARRICADES LEFT ORANGE

52411412- 24 GOLD ENG GRADE

52411450- 15 PERFORATED EG & OPAQUE FILM

52411455- 30 PERFORATED EG & OPAQUE FILM

52411457- 30 EC. FILM MULTI COLOR AND BLACK

52411458- 36 EC. FILM MULTI COLOR AND BLACK

52411460- 24 CLEAR EC

52411461- 30 CLEAR EC

52411462- 36 CLEAR EC

52411463- 48 CLEAR EC

52411459- 48 EC FILM MULTI COLOR AND BLACK

52411701- 24 YELLOW DG

52411702- 30 YELLOW DG

52411703- 36 YELLOW DG

52411704- 48 YELLOW DG

52411761- 24 YELLOW ENG GRADE

52411771- 30 YELLOW ENG GRADE

52411791-48 YELLOW ENG GRADE

52411801- 24 WHITE DG

52411802- 30 WHITE DG

52411803- 36 WHITE DG

52411804- 48 WHITE DG

52411903- 48 REFLECTIVE WHITE IJ

52411904- 30 NON-REFLECTIVE WHITE IJ

52411906- 54 NON-REFLECTIVE WHITE IJ

52411907- 30 LAMINATE OVERLAY CLEAR

52411908- 54 LAMINATE OVERLAY CLEAR

52411909- 48 LAMINATE OVERLAY CLEAR

52412001- 24 GREEN DG

52412002- 30 GREEN DG

52412003- 36 GREEN DG

52412004- 48 GREEN DG

52412009- 24 GREEN HIP

52412010- 30 GREEN HIP

52412011- 36 GREEN HIP

52412012- 48 GREEN HIP

52412041- 24 BROWN DG

3/11/2025 Stock ID	For internal use and local agency reference only
52412042- 30 BROWN DG	
52412043- 36 BROWN DG	
52412044- 48 BROWN DG	
52412051- 24 FLO-YELLOW DG	
52412052- 30 FLO-YELLOW DG	
52412053- 36 FLO-YELLOW DG	
52412054- 48 FLO-YELLOW DG	
52412062- 36 FLO-YELLOW/GREEN DG	
52412063- 24 FLO-YELLOW/GREEN DG	
52412064- 48 FLO-YELLOW/GREEN DG	
52412065- 30 FLO-YELLOW/GREEN DG	
52412071- 24 WHITE HIP	
52412081- 18 WHITE HIP	
52412091- 36 WHITE HIP	
52412092- 48 WHITE HIP	
52412093- 30 WHITE HIP	
52412121- 24 YELLOW HIP	
52412122- 30 YELLOW HIP	
52412123- 36 YELLOW HIP	
52412124- 48 YELLOW HIP	
52412141- 48 RED HIP	
52412152- 24 BLUE DG	
52412153- 30 BLUE DG	
52412154- 36 BLUE DG	
52412155- 48 BLUE DG	
52412160- 24 FLO-ORANGE DG	
52412161- 30 FLO-ORANGE DG	
52412162- 36 FLO-ORANGE DG	
52412163- 48 FLO-ORANGE DG	
52412165- 12 BARRICADE STRIPE RED/WHITE DG	
52412166- 8 BARRICADE STRIPE ORANGE/WHITE HIP	
52412167- 12 BARRICADE STRIPE ORANGE/WHITE HIP	
52412211- 24 BLACK FILM	
52412221- 24 SPRINT CLEAR FILM	
52412242- 24 NON-REFLECTIVE WHITE FILM	
52412261- 24 NON-REFLECTIVE YELLOW FILM	
52412431- 1 WHITE HIP	
52412433- 1 WHITE DG	
52412441- 2 WHITE HIP	
52412442- 2 WHITE DG	
52412445- 2 FLO-YELLOW DG	
52412451- 3 WHITE HIP	
52412452- 3 YELLOW HIP	
52412461- 4 WHITE HIP	
52412471- 4 YELLOW HIP	
52412491- 4 RED HIP	
52412533- TEMP. LANE LINE MARKER WHITE	
52412553- TEMP. LANE LINE MARKER YELLOW	

3/11/2025 Stock ID	For internal use and local agency reference only
52414101-	OVERLAYS .040 COMPL. SIGNS VARIES
52415601-	2 VHB TAPE
52511201-	10X18 BLANK
52511211-	10X27 BLANK
52511221-	10X36 BLANK
52511301-	12X18 BLANK
52511311-	12X24 BLANK
52511331-	12X36 BLANK
52511341-	12X48 BLANK
52511501-	15X15 BLANK
52511511-	15X21 BLANK
52511515-	15X30 BLANK
52511601-	18X18 BLANK
52511602-	18X18 BLANK-OCTOGON
52511611-	18X24 BLANK
52511612-	18X30 BLANK
52511613-	18X48 BLANK
52511615-	36X18 BLANK
52511710-	24X6 BLANK
52511711-	24X24 BLANK
52511712-	24X24 BLANKS INTERSTATE SHIELDS
52511721-	24X30 BLANK
52511725-	24X36 BLANK
52511731-	24X48 BLANK
52511801-	30X30 BLANK
52511802-	30X30 BLANK-OCTOGON
52511811-	30X36 BLANK
52511831-	36X42 BLANK
52511821-	30X42 BLANK
52511901-	36X36 BLANK
52511902-	36X36 BLANK-OCTOGON
52511903-	36X48X48 BLANK-PENDENT
52511905-	36X36 BLANK INTERSTATE SHIELD
52511911-	36X36X36 BLANK TRIANGLE
52511921-	36 BLANK-CIRCULAR
52511924-	48X30 BLANK-48X30
52511925-	48X36 SIGN BLANKS HISTORICAL MARKERS
52511927-	36 BLANK-PENTAGON
52511931-	48X36 BLANK
52512001-	48X48 BLANK
52512002-	48X48 BLANK-OCTAGON
52512011-	48X60 BLANK
52512027-	48 BLANK-PENTAGON
52512031-	48X48X48 BLANK-TRIANGLE
52512032-	60X60X60 BLANK-TRIANGLE
52512041-	60X30 BLANK
52513011-	5/8 H.D.O PLYWOOD W/PPLYGLAZE COATING
52513012-	3/4 PLASTIC FOR ROUTED HISTORIC SIGNS SQ FT

3/11/2025 Stock ID

For internal use and local agency reference only

52711101- POST CLIPS

52711111- T BAR

52711211- .040 ALUMINUM

52711236- .063 ALUMINUM

52711240- .100 ALUMINUM

52711241- .125 ALUMINUM



52711501- INSTALLED YEAR DECAL

52711533- VARIABLE DECAL

52711555- STATE MOTOR POOL DECAL



52711556- MONTANA DEPT OF TRANSPORTATION DECAL



52711601- SAFETY PADDLE - STOP /SLOW DECAL



52711611- SAFETY PADDLE HANDLE

52712511- DIESEL DECAL



52712512- FLAMMABLE DECAL



52712513- UNLEADED DECAL



52712711- HAZARDOUS PLACARD ASPHALT #1999 DECAL



52712712- HAZARDOUS PLACARD PROPANE #1075 DECAL



52712713- HAZARDOUS PLACARD CRACK SEALER #9259 DECAL



52712714- NO SMOKING SYMBOL 6X6 OR 12X12 DECAL



3/11/2025 Stock ID

For internal use and local agency reference only



52712715- HAZARDOUS PLACARD PAINT TANKS #1263 DECAL



52712716- HAZARDOUS PLACARD GASOLINE #1203 DECAL



52712717- HAZARDOUS PLACARD DIESEL # 1993 DECAL



52714000- INCIDENT AHEAD EM-10 48X48 ROLL UP



52714010- WEED SPRAYING AHEAD 48X48 ROLL UP



52714011- WET PAINT STAY OFF LINES 48X48 ROLLUP



52714012- PAINT STRIPPING NEXT XX MI 48X48 ROLL-UP

52714101- ROLL-UP SIGN STAND



52722001- SKEW BRIDGE RAISE SNOWPLOW 24X18



52722101- SLOW MOVING VEHICLE 16X14



52722201- REST ROOM SIGN WOMEN 22X6



52722202- INTERNATIONAL FEMALE GRAPHIC RM-140 8X8



52722301- REST ROOM SIGN MEN 14X6

3/11/2025 Stock ID

For internal use and local agency reference only



52722302- INTERNATIONAL MALE GRAPHIC RM-140 8X8

PETS PROHIBITED
ON LAWN AND
IN RESTROOMS

52722501- PETS PROHIBITED ON LAWN AND IN RESTROOMS 24X12

NO
DRIVING
ON
SHOULDER

52724101- NO DRIVING ON SHOULDER R4-12 48X60

52724201- NO DRIVING ON SHOULDER R4-12 24X30

NO
FISHING
FROM
BRIDGE

52724401- NO FISHING FROM BRIDGE R5-10A 12X18

LITTERING
PROHIBITED

52725301- LITTERING PROHIBITED R10-11 24X30

PLEASE HELP US KEEP
THIS REST AREA CLEAN!
Should you find the rest area
in an unsuitable condition,
Please contact:
Montana Department of Transportation
Area Maintenance Chief
- Thank You -

52726301- PLEASE HELP US KEEP THIS REST AREA CLEAN D5-3 14X18



52729601- SLIDE AREA W8-10 36X36

52729701- SLIDE AREA W8-10 48X48

52729801- SLIDE AREA W8-10 30X30



52731601- WATER ON ROAD W8-13* 30X30

52731602- WATER ON ROAD W8-13* 36X36



52734801- SNOW REMOVAL EQUIP AHEAD 48X48



52734802- SNOW REMOVAL EQUIP AHEAD 48X48 ROLL-UP

NO SMOKING

52735001- NO SMOKING WSR-1 24X4

SAFETY
FIRST
WEAR GOGGLES
WHEN GRINDING

52735101- SAFETY FIRST WEAR GOGGLES WSR-2 15X15

3/11/2025 Stock ID

For internal use and local agency reference only



52735201- EXIT WSR-3 13X10



52735301- FIRE EXTING WSR-4 9X21



52735401- FIRE EXTINGUISHER INSIDE WSR-4 9X24



52735402- ROUTED HISTORIC SIGN 48X72



52735501- R/W REFERENCE MARKER 4X5



52735801- NO TRESPASSING PROPERTY OF MONT DEPT OF TRANS 12X24