

MDT has completed its adoption of True Type Font in MicroStation. The Engineering fonts have been incorporated into the text styles, dimension styles, seed files, sheet reference files, and cell libraries.

To Get the Engineering Fonts:

Consultants will need to download the following files from the FTP site:

<ftp://ftp.mdt.mt.gov/CaddStdOR/OPENROADS/Resources/>

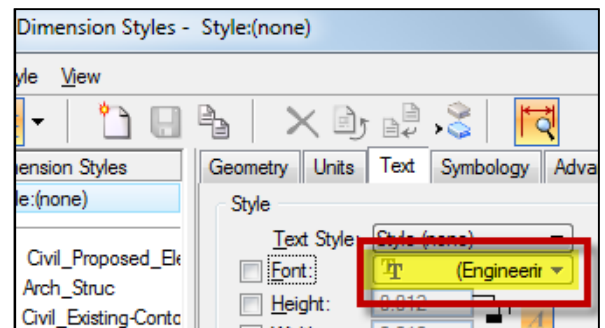
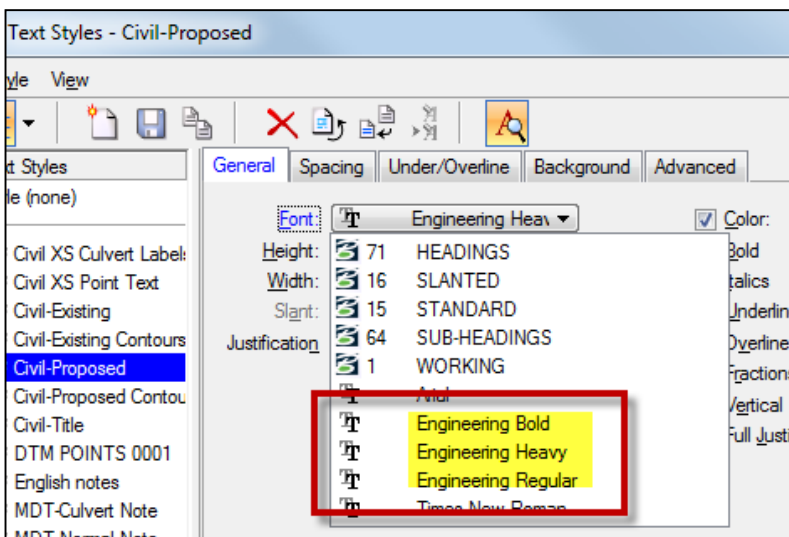
- *engineeringregular.ttf*
- *engineeringbold.ttf*
- *engineeringheavyr.ttf*

These fonts must be installed as part of the Windows font library before they can be used.

To Use the Engineering Fonts in Microstation:

The MSTNFONTCONG.XML file must be replaced with the newest version from the FTP site:

<ftp://ftp.mdt.mt.gov/CaddStdOR/OPENROADS/Resources/MSTNFONTCONFIG.XML>



The D&C (Design & Computation) Manager and Excel Summary Frames have been updated to reflect this change.

**CURRENT
STANDARD**

$PI = 34+04.17$
 $\Delta = 45^\circ 35' 51''$ (LT)
 $R_c = 300'$
 $L_s 1 = 200'$
 $L_s 2 = 162'$
 $\theta_s 1 = 19^\circ 05' 55''$
 $\theta_s 2 = 15^\circ 28' 11''$
 $\Delta_c = 11^\circ 01' 45''$ (LT)
 $T_s 1 = 225.40'$
 $T_s 2 = 211.09'$
 $L_c = 57.75'$
 $E_s = 30.41'$

**ENGINEERING
BOLD**

$PI = 7+12.31$
 $\Delta = 43^\circ 26' 42''$ (RT)
 $R_c = 1,200'$
 $L_{s1} = 200'$
 $L_{s2} = 210'$
 $\Delta_c = 33^\circ 39' 25''$ (RT)
 $T_{s1} = 578.82'$
 $T_{s2} = 583.46'$
 $L_c = 704.91'$
 $E_s = 93.30'$

STATION		CLASS A BRIDGE DECK REPAIR

OLD

STATION		square yards
		GEOTEXTILE STABILIZATION
FROM	TO	

NEW

The new enhanced Excel QMG (Summary Frame) files have been uploaded to the FTP site:
<ftp://ftp.mdt.mt.gov/CaddStandards/Common/RDSTD/EXCEL/>

Default Frames 2018 & XXXXXXXRDQMG002.xlsm

Documentation explaining how to update existing summary frame files is also available on the FTP site:

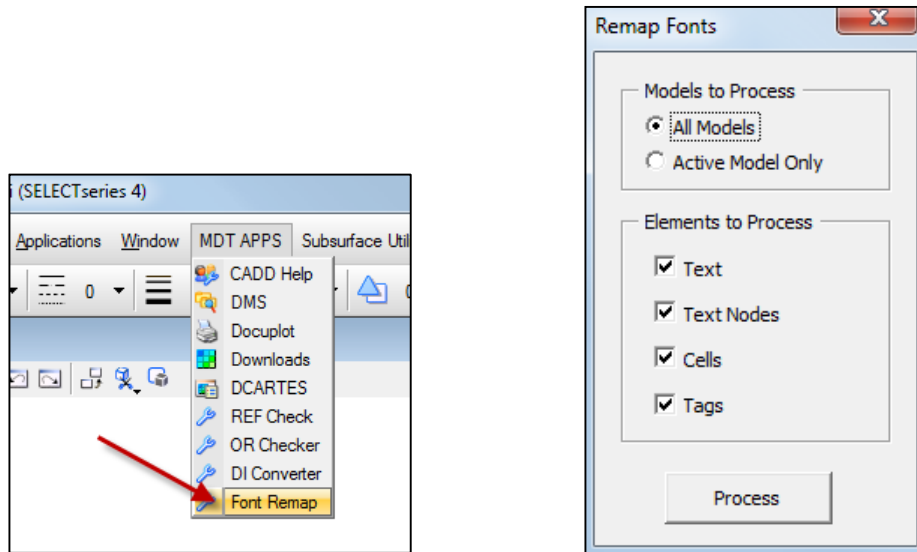
ftp://ftp.mdt.mt.gov/CaddStandards/Common/RDSTD/EXCEL/DEFAULT_FRAMES_2018/

Any new design files created in the Enhanced Workspace will reference the updated seed files, sheet files and dgn libraries. New text, dimensions, cells, etc. placed in new files will only have the Engineering fonts available.

Any text in previously created files will remain in its original font and previously used fonts will be available for selection.

To Update Existing Text:

A macro has been created to update text in existing design files to the Engineering fonts.



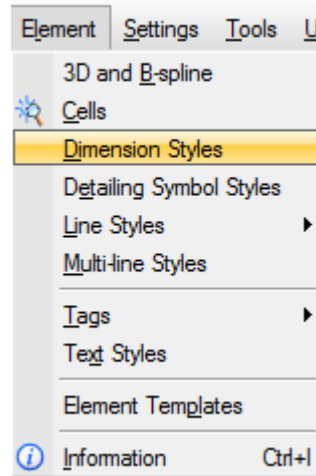
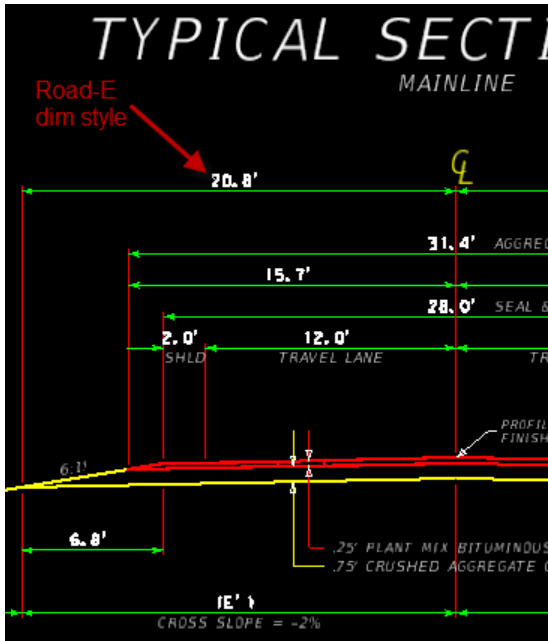
The macro works on text, data fields, and cells. The macro does **not** convert MicroStation special characters such as: \pm , θ , and Δ . Once the user has run the macro, they must still review their files and manually fix special characters not converted by the macro. The macro must be run in each design file separately.

```
PI = 105+40.94  
 $\Delta$  = 11° 25' 07" (LT)  
R = 1,515'  
T = 151.46'  
L = 301.93'  
E = 7.55'  
S = 7.0%
```

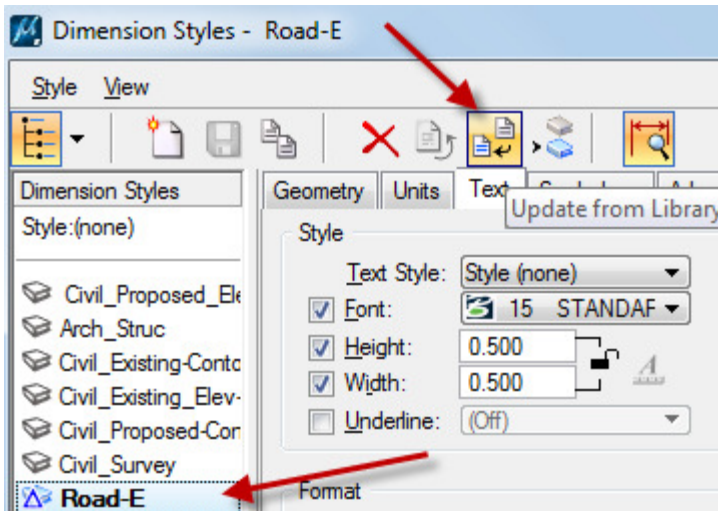
```
PI = 105+40.94  
> = 11° 25' 07" (LT)  
R = 1,515'  
T = 151.46'  
L = 301.93'  
E = 7.55'  
S = 7.0%
```

Note: D&C Manager alignment and profile labeling will need to be deleted and recreated, instead of updated, due to changes in the curve data label layout (removal of θ).

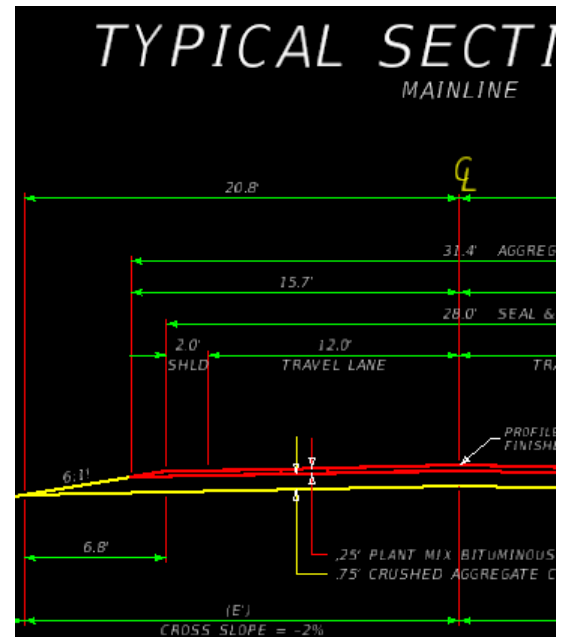
The macro **does not** convert dimensions. Dimensions that have been dropped will update when the macro is run. Dimensions placed using a dimension style can be updated using the following process.



1.



2.



Dimensions placed without a dimension style should be updated by using the Match Dimension Attributes and Change Dimension commands.

If you have questions, please contact JJ Walsh jowalsh@mt.gov or Megan Cail mcail@mt.gov.